



# Power Solutions for a Smarter Tomorrow.

## PRICE BOOK

MAXIMUM RETAIL PRICES

(Effective from 01 April, 2026)



ELMEASURE®

# ENERGY & POWER MONITORS

THD, TDD,  
TEHD, TOHD,  
K-Factor,  
Crest Factor,  
Harmonics,  
Sag & Swell,  
Power Inter.

W, VA, PF, VAR,  
Wh, Vah, VARh,  
Load Hours,  
Load Efficiency,  
Co2, V2H, A2H,  
NET Energy,  
TOTAL Energy.

VAF, PF, VLL, VLN,  
A, Hz, RPM

## Class A/S Power Analyzers



PQ 8800 PQ 8500

## Power Quality Monitors



PN 8700 EN 84XX

## Demand Controllers



PN 8700 EN 8400 LG 6400 EN 7500

## Gateways



GW 3000X GW 1XXX GW 25XX

## Branch Circuit Power Monitors



ET 5030

## Dual Source Energy Meters



LG 25XX EN 8420

## DC Energy Meters



EDC 2150 EDC 2150D

## Multi-functional Energy Meters



LG 64XX LG 25XX LG 1119 LG 25XXD LG MXX IoT XX

## Transducers



TR 1XXX TR 2XXX TR 4200 TR 5200

## Isolators



ISO 100 ISO 200

## VAF Meters



SL 13XX

## Ammeter / Voltmeter



SL 3V+ SL 3A+ SL AV+

**BASIC SL XX+  
METERING**

**MID-LEVEL ENERGY /  
POWER / PROCESS MONITORING**

**ADVANCED ENERGY /  
POWER MONITORING**

**QUICKLY EXPLORE OUR  
RANGE OF PRODUCTS.**

# SWITCHGEARS, PROTECTION, CONTROL & NETWORKING PRODUCTS.

## Ground Monitoring Device



GMD 10

## Automatic Power Factor Controller



APFC 800

NEW

## Earth Leakage Relay



iELR 300 iELR 200D

## Earth Fault Relay



EFR 100

## Load Disconnecter



LD 2510D LD 2310D

## Smart Meters



PE 5121S PE 5120S

## Prepaid Meters



PE 5121-P PE 5120-P

## Automatic Transfer Switches



Solenoid ATS



ATEs (40A - 3200A)

## Manual Transfer Switches



## ACCL



iACCL M3XX iACCL M3XX



iACCL A400 iACCL 400C iACCL M400

## Low Voltage Switchgear

ACB



EL-Guard



MCCB



## Switch Disconnecter



Contactors



OLR



SPD



NEW

## Wireless Busbar Temperature Monitoring



NEW

## Final Distribution Products

NEW



MCB RCCB Isolator

PROTECTION AND CONTROL

UTILITY / REVENUE METERS

SOURCE CHANGEOVER SWITCHES

LOW VOLTAGE SWITCHGEARS



# Powering Today. Preserving Tomorrow.



## ABOUT US

Every organisation depends on electrical energy—yet reliability, efficiency, and safety are often treated as separate problems. Elmeasure brings them together.

We support industries, businesses, utilities, and infrastructure with a broad, connected range of solutions across the energy lifecycle: measurement and monitoring, protection and control, source changeover, low voltage switchgear, current transformers, power conditioning, industrial communication gateways, utility revenue metering, and energy management solutions that help teams see, understand, and act on energy data.

This breadth matters because energy decisions don't happen in isolation. When monitoring, switching, protection, and management speak the same language, customers get systems that are easier to operate, easier to maintain, and easier to scale—while improving reliability and reducing waste.

Our intent is practical: help people run operations smoothly today, and do it in a way that supports a more efficient and sustainable tomorrow.

**Powering Today. Preserving Tomorrow.**

# INDEX

## Energy & Power Monitors

<b>Power Quality Analysers (HSN Code: 9030)</b>	<b>7</b>
Class A Power Quality Meter	7
Class S Power Quality Meter	7
Portable Power Quality Analyzers	26
<b>Power Quality Monitors (HSN Code: 9030)</b>	<b>8</b>
Demand Controller	8
High Profile Multifunction Meters	8
High Profile Dual Source Energy Meter	9
<b>Multifunctional Energy Meter (HSN Code: 9030)</b>	<b>11</b>
Multifunctional Energy Meters	11
Multifunctional Energy Meters (DIN-Rail)	11
IoT Enabled MFM	14
Dual Source Energy Meter	15
<b>Basic Meters (HSN Code: 9030)</b>	<b>16</b>
GEN 5.0 - Basic and Multifunction Meters	16
GEN 4.0 - Basic Meters	35
Basic + Power Meters (VAF + PF)	16
Ammeter / Voltmeter (3 row)	16
Ammeter / Voltmeter (Single row)	16
Frequency Meters	16
Counter Type Energy Meter	16
DC Ammeter / Voltmeter	17
<b>DC Energy Meters (HSN Code: 9030)</b>	<b>18</b>
Single Channel DC Energy Meter	18
<b>Branch Circuit Power Monitor (HSN Code: 9030)</b>	<b>19</b>
Branch Circuit Monitor (EL-Tag)	19
<b>Protection and Control (HSN Code: 8536)</b>	<b>20</b>
MFM with Load Disconnecter	20
Ground Monitoring Device	20
Earth Leakage Relay, Panel mount / 2DIN	21
CBCT - Tape Wound / Plastic	21
Earth Fault Relay	22
Automatic Power Factor Controller (APFC)	22
<b>Transducers &amp; Isolators (HSN Code: 9030)</b>	<b>23</b>
<b>Utility/Revenue Meters (HSN Code: 9028)</b>	<b>25</b>
Three Phase Smart Meter	25
Single Phase Smart Meter	25
Single Phase Smart Meter (IS 16444)	25
Three Phase Prepaid Meter (Direct Current)	25
Three Phase Prepaid Meter (CT Operated)	25
Single Phase Prepaid Meter (Direct Current)	25
Single Phase Postpaid Meter (Direct Current)	25

## Industrial Communication

<b>Network Gateways (HSN Code: 8536)</b>	<b>28</b>
IoT Gateways	28

## Source Changeover Switches

<b>Automatic Transfer Switches (HSN Code: 8536)</b>	<b>29</b>
Automatic Transfer Switch	29
Extended Display Unit	30
Remotely Operated Automatic Transfer Switch	31
Solenoid Based Automatic Transfer Switch	31

<b>Manual Transfer Switches (HSN Code: 8538)</b>	<b>32</b>
--	-----------

<b>Automatic Changeover with Current Limiter (HSN: 8538)</b>	<b>33</b>
--	-----------

## Low Voltage Switchgear (LVS)

<b>Contactors</b>	<b>38</b>
3 Pole Power Contactor (AC3)	38
4 Pole Power Contactor (AC1)	39
Capacitive Duty Contactors	41
Thermal Overload Relay	43

<b>Molded Case Circuit Breaker (MCCB)</b>	<b>44</b>
Thermal Magnetic MCCBs	44
E-Wave Series Thermal Magnetic MCCBs	48
E-Wave Series Microprocessor Based LSI & LSIG MCCBs	50
Motor Protection MCCBs	52

<b>Air Circuit Breaker (ACB)</b>	<b>55</b>
Delta ACB	55
Sigma ACB	59
EL-Guard	62

<b>Switch Disconnecter Fuse (SDF)</b>	<b>61</b>
---------------------------------------	-----------

<b>Wireless Busbar Temperature Monitoring Solution</b>	<b>63</b>
--	-----------

<b>Surge Protection Devices (SPD)</b>	<b>64</b>
---------------------------------------	-----------

## Final Distribution Products

<b>Miniature Circuit Breaker (MCB)</b>	<b>66</b>
--	-----------

<b>Residual Current Circuit Breaker (RCCB)</b>	<b>68</b>
--	-----------

<b>Isolator</b>	<b>69</b>
-----------------	-----------

### Certification

Available for selected models on request



### Terms & Conditions:

- All the prices are on maximum retail price basis inclusive of all Duties, GST and any other Tax as applicable.
- Product photographs are shown only for representative purposes
- All products comes with **18 Months warranty**, unless otherwise specified (ACCL & LVS: **12 Months warranty**)
- Contact near-by Sales representative for more details. Support : 1800 120 5048 | support@elmeasure.com

ELM-PL V0 0426



# Formation of CAT CODE

for Panel and DIN-Rail Meters

CAT CODE:

**LG6400 P 1 1 0 0 0**

Model Identification

Type / Construction

Category	Code
Flush Mount Panel Meter	P
DIN	D
LCD (rare cases)	L
Extended display	X
SLEEK	S

Accuracy Class

Category	Code
1.0	1
0.5	2
0.5S	3
0.2	4
0.2S	5
2.0	6
5.0	7

Communication Port

Category	Code
No Communication	0
RS485	1
ETHERNET	2
Wi-Fi	3
LoRa/RF	4
GPRS	5
ETHERNET + RS485	6

**Note:** This CAT CODE description is only for your Internal Reference.

Example:  
Default Product (CAT No.: LG6400P11000) - LG6400, Panel Mount, Class 1.0, RS485, 5A Inbuilt

Input/Output, Others

Category	Code
No Option	0
1DO	1
2DO	2
3DO	3
4DO/4CH	4
1AI	5
2AI/6CH	6
DM	7
DMC-2RLY/8CH	8
DMC-4RL	9

CT Type

Category	Code
Built-in/Direct	0
Hanging	1
Clip-on	2
Split-core	3
Rogowsky	4
Any other	9

CT Range

Category	Code
5A/1A	0
1A	1
20A	2
30A/32A	3
40A	4
60A/63A	6
80A	8
100A	A
120A/125A	B
160A	C
200A	D
250A	E
350A	F
400A	G



# POWER QUALITY ANALYSERS

Easily pinpoint & diagnose complex power quality issues.



## PQ8800X Class A Power Quality Analyser

- Class A meter: IEC 61000-4-30
- High accuracy of Class 0.2S as per IEC 62053-22
- Ideal for incomers or high energy users
- High sampling rate of 1024 Samples/Cycle, Waveform recording, sag/swell monitoring
- Sag Swell, Interruptions, Flickers & Transients up to 5 kHz as per IEC 61000-4-30 with waveform storage
- Measures up to 127th level of Individual Harmonics
- Built in web server displays all the parameters and Waveform
- 4GB storage downloadable through USB - continuous logging in pendrive
- Data collection in IOT server based on MQTT
- Dual Ethernet with IO's (Optional)



## PQ8500 Class S Power Quality Analyser

- Class S meter: IEC 61000-4-30
- High accuracy of Class 0.2S as per IEC 62053-22
- High sampling rate of 512 Samples/Cycle, Waveform recording, sag/swell monitoring
- Sag Swell, Interruptions, as per IEC 61000-4-30 with waveform storage
- Measures up to 63rd level of Individual Harmonics
- Built in web server displays all the parameters and Waveform
- 2GB storage downloadable through USB - continuous logging in pendrive
- Data collection in IOT server based on MQTT
- Dual Ethernet with IO's (Optional)

Model	Description	Cat Code	Unit MRP - ₹	Category
<b>Class A – Power Quality Analyser</b>				
PQ 8800X	Class A PQ (5" TFT), Class 0.2S, RS485+Dual Ethernet+USB, 4GB DL, Ind Har 127th, 5A Inbuilt, 2DI+2DO	PQ8800T5R0NH	Price On Request	CAT 3
PQ 8800X	Class A PQ (5" TFT), Cl 0.2S, RS485+Ethernet+USB, 4GB DL, Ind Har 127th	PQ8800T5R0N0	Price On Request	CAT 3
<b>Class S – Power Quality Analyser</b>				
PQ 8500	Class S PQ (3.5 TFT), Cl 0.2s, RS485+ Dual Ethernet+USB, 2GB-DL, Ind.Har 63rd, 2DI, 2DO	PQ8500O5R0NH	Price On Request	CAT 3
PQ 8500	Class S PQ (3.5" TFT), Cl 0.2s, RS485+Ethernet+USB, 2GB-DL, Ind.Har 63rd	PQ8500O5R000	Price On Request	CAT 3



# POWER QUALITY MONITORS

Monitor the **healthiness** of the power systems effectively.



## PN8700 / EN8400 / EN7500 / LG6400 High Profile Multi-function Meters

- Accuracy Class options: 1.0/0.5s/0.2s .
- Voltage Input: 50-600 VLL.
- Current Input: 10mA -6 A (User Programmable CT Ratio)
- Auxiliary Input: 80 to 300V AC/DC
- High Sampling Rate 128 samples/Cycle for EN 8400 & EN 7500, 512 samples/cycles for PN 8700
- LED 3 Row, 12 Digits for LG 6400 & EN 8400, LCD 5 Row for EN 7500, Graphical LCD 8 Row for PN 8700.
- RTC Inbuilt.



## Demand Controller Key Features

- Demand Prediction based on sliding or fixed
- Max Demand 4 high/4 low, 12 am snapshot, 31st day snapshot
- Demand update every second to forecast kVA, kW & kVAR concurrently
- Either 2 or 4 Relay outputs for circuit breaker or contactor control for demand controller
- Optional 8 Demand and Energy TOD slots (Only for EN & PN models)

Model	Description	Cat Code	Unit MRP - ₹	Category
<b>Demand Controller (4 Relay / 2 Relay)</b>				
LG 6400	MFM, CI 1.0, RS485, RTC,2R DMC	LG6400P11008	12920	CAT 2
EN 7500	High Profile MFM (LCD), CI 1.0, RS485, 2R DMC	EN7500P11008	13940	CAT 3
EN 8400	High Profile 4R DMC (LED) CI 1.0, RS485	EN8400P11009	24180	CAT 3
EN 8400	High Profile 4R DMC (LED), CI 0.5S, RS485, TOD	EN8400P310T9	30790	CAT 3
PN 8700	High Profile 4 Relay DMC (LCD), CI 0.2S, RS485,TOD	PN8700P510T9	35020	CAT 3
<b>High Profile MFM / Demand Monitor + Ind. Harmonics</b>				
EN 7500	High Profile MFM(LCD), CI 1.0, RS485, Ind Har 31st	EN7500P110I0	10510	CAT 3
EN 7500	High Profile MFM(LCD), CI 0.5S, DM, RS485, DL 512KB with RTC, Ind Har 31st	EN7500P310N7	16880	CAT 3
EN 7500	MFM (LCD), CI 0.5S, RS485, Neutral Current <b>NEW</b>	EN7500P3100C	11900	CAT 3
EN 8400	High Profile DM (LED), CI 1.0, RS485, Incl.Har 31st	EN8400P110I7	10940	CAT 1
EN 8400	High Profile DM (LED), CI 0.5S, RS485, Incl.Har 31st with RTC	EN8400P310I7	12260	CAT 2
EN 8400	High Profile (LED), CI 0.2S, DM, RS485, Incl.Har 31st with RTC	EN8400P510I7	14710	CAT 3
PN 8700	High Profile MFM (LCD) , CI 0.5S, DM, RS485, Ind Har 63rd	PN8700P310I7	15640	CAT 3



Model	Description	Cat Code	Unit MRP - ₹	Category
<b>High Profile MFM + Ethernet</b>				
EN 8400	High Profile MFM (LED), CI 1.0, DM, Ethernet	EN8400P12007	17480	CAT 3
EN 8400	High Profile MFM (LED), CI 0.5S, DM, Ethernet	EN8400P32007	19210	CAT 3
EN 8400	High Profile MFM (LED), CI 0.2S, DM, Ethernet	EN8400P52007	22100	CAT 3
<b>High Profile MFM + WiFi</b>				
EN 8400	High Profile MFM (LED) , CI 0.5S, DM, WiFi	EN8400P33007	16470	CAT 3
<b>High Profile MFM + Add-on I/Os</b>				
EN 8400	High Profile MFM (LED), CI 0.5S, DM, RS485, 2DO	EN8400P3100K	15220	CAT 3
EN 8400	High Profile MFM (LED), CI 0.5S, DM, RS485, 2AI 2DO	EN8400P3100P	17580	CAT 3
EN 8400	High Profile MFM, CI 0.5S, DM, RS485+Ethernet+USB, 256MB DL, 2DI+2DO, Ind Har 31st	EN8400P3R0NN	32160	CAT 3
EN 8400	High Profile MFM (LED), CI 0.5S, DM, RS485,,2DI 2DO, Ind Har 31st	EN8400P310IN	16800	CAT 3
PN 8700	High Profile MFM (LCD), CI 1.0, DM, RS485+Ethernet, 2DO+2DI, TOD	PN8700P160TH	30650	CAT 3



## EN 8420 / EN 7520 Dual Source High Profile MFM

Model	Description	Cat Code	Unit MRP - ₹	Category
EN 7520	High Profile Dual Source (LCD), DM, CI 0.5S, RS485, 1DO	EN7520P3100L	14730	CAT 3
EN 8420	High Profile Dual Source (LED), DM, CI 1.0, RS485	EN8420P11007	12080	CAT 2
EN 8420	High Profile Dual Source (LED), DM, CI 0.5S, RS485, Ind.Har 31st	EN8420P310I7	14090	CAT 3

Abbreviations	
DO	Digital Output
DI	Digital Input
AI	Analog Input
AO	Analog Output
DM	Demand Monitor
DMC	Demand Controller
DL	Data Logger
RTC	Real Time Clock

## Model Selection Guide

PARAMETERS		LG 6400	EN 8400	EN 7500	PN 8700
<b>Basic</b>	VLL & V LN avg, V1, V2, V3, V12, V23, V31	■	■	■	■
	Amps - A avg, A1, A2, A3	■	■	■	■
	Frequency (HZ)	■	■	■	■
	Phase angle - V&A	■	■	■	■
	Unbalance V&A	■	■	■	■
	Calculated Neutral Current.	■	■	■	■
<b>Power</b>	KW total, KW1, KW2, KW3.	■	■	■	■
	KVA total, KVA 1, KVA 2, KVA 3	■	■	■	■
	KVAR total, KVAR 1, KVAR 2, KVAR 3	■	■	■	■
	PF avg, PF1, PF2, PF3	■	■	■	■
	Power Cycle (Interruptions)	■	■	■	■
<b>Energy</b>	KWh Import & Export	■	■	■	■
	KVAh Import & Export	■	■	■	■
	KVARh Import & Export	■	■	■	■
	Load hours	■	■	■	■
	ON hour	■	■	■	■
	CO2	■	■	■	■
	Power Cycle (Interruptions)	■	■	■	■
	Net Energy	■	■	■	■
	Voltage & Amp Squared Hours	■	■	■	■
	THD- Voltage & Current	■	■	■	■
<b>Power Quality Parameters</b>	Individual Harmonics		□ 31 <sup>st</sup>	□ 31 <sup>st</sup>	□ 63 <sup>rd</sup>
	Power THD & TDD, TEHD & TOHD	■	■	■	■
	Min / Max value	■	■	■	■
Demand / Load Parameters	■	■	■	■	
TOD	8 TOD		□		□
Demand Controlling	Demand Controller with 2 Relay	□		□	
	Demand Controller with 4 Relay		□		□
<b>Communication</b>	RS485	■	■	■	■
	Ethernet		□		
	Wi-Fi		□		
Ethernet + USB Data Logging (256 MB)		□		□	
2DO		□	□	□	
2DI + 2DO/ 2AI+2DO		□		□	
Dual Source		□ EN 8420	□ EN 7520		

■ DEFAULT □ OPTIONAL



# MULTI-FUNCTIONAL ENERGY METERS

Empowering you with **accurate** recordings of energy usage.



## LG 64XX Series / LG 25XX Series / μG 1119 / μG 5110 Multifunctional Energy Meters

- Accuracy Class options: 1.0/0.5S.
- Most Compact 96x96x47mm with communication
- Low Starting Current 10mA (for LG) 50mA (for μG)
- Wide Measurement Range 10mA to 6A (for LG)
- 50mA to 6A (for μG)
- High sampling rate 128 samples/cycle
- Individual phase wise energy through communication
- Dynamic communication register map



## LG M13 / LG M30 / LG 2510D / LG 2550D MFM with DIN-Rail

- Alphanumeric LCD display.
- Wide measurement range: 1 : 1000 (10mA to 6000mA & 100mA to 100A).
- Individual phase energy through communication - helps branch monitoring, better load distribution study.
- Dynamic communication register map

Model	Description	Cat Code	Unit MRP - ₹	Category
<b>Multifunctional Meter (Import &amp; Export) - 96X96mm</b>				
LG 6400	MFM, Cl 1.0, RS485	LG6400P11000	7350	CAT 1
LG 6400	MFM, Cl 0.5S, RS485	LG6400P31000	8920	CAT 2
LG 6400	MFM, Cl 1.0, RS485, 100A Hanging	LG6400P11A10	9290	CAT 3
<b>Multifunctional Meter (3 Row): 96X96mm</b>				
LG 6435	MFM, Cl 1.0, RS485	LG6435P11000	5600	CAT 1
LG 6435	MFM, Cl 0.5S, RS485	LG6435P31000	6940	CAT 2
LG 6435	MFM, Cl 1.0, RS485, 100A Hanging	LG6435P11A10	7240	CAT 3
LG 6435	MFM, Cl 1.0, RS485, 2DO	LG6435P11002	10050	CAT 3
LG 6430	MFM, Cl 1.0, W/o Port	LG6430P10000	3890	CAT 1
<b>Energy Meter (KWH): 96X96mm</b>				
LG 2519	Energy Meter ,Cl 1.0	LG2519P10000	2640	CAT 1
LG 2519	Energy Meter, Cl 1.0, RS485,	LG2519P11000	3670	CAT 1
LG 2519	Energy Meter,Cl 1.0, RS485, 100A Hanging	LG2519P11A10	4830	CAT 1
LG 2519	Energy Meter, Cl 0.5, RS485	LG2519P21000	4420	CAT 3
<b>Multifunction Meter (1 Row): 96X96mm</b>				
LG 2510	MFM, Cl 1.0, RS485	LG2510P11000	5520	CAT 3
<b>MFM (1 Row): 96X48mm</b>				
μG 1119	Digital Energy Meter, Class 1.0, 96x48mm	MG1119P10000	3110	CAT 3
μG 5110	MFM, Class 1.0, RS485, 96x48mm	MG5110P11000	6870	CAT 3



## Selection Guide – LG 6400 Series

PARAMETERS		LG 6430	LG 6435	LG 6400
<b>Group 1: Basic</b>	VLL & V LN avg, V1, V2, V3, V12, V23, V31	■	▲	■
	Amps - A avg, A1, A2, A3	■	▲	■
	Frequency	■	▲	■
	Phase angle - V&A		▲	■
	Unbalance V&A		▲	■
	Calculated Neutral Current.			■
<b>Group 2: Power</b>	KW total, KW1, KW2, KW3.	■	▲	■
	KVA total, KVA 1, KVA 2, KVA 3	■	▲	■
	PF avg, PF1, PF2, PF3	■	▲	■
<b>Group 3: Import Energy</b>	KWh	■	▲	■
	KVAh	■	▲	■
	Load hours	■	▲	■
	ON hours		▲	■
	Power Cycles		▲	■
	CO2		▲	■
	Phase wise Energy through communication		▲	■
			▲	■
<b>Group 4: Reactive Import</b>	KVAR		▲	■
	KVARh ind & Cap		▲	■
<b>Group 5: Export Energy</b>	Export KWh		▲	■
	Export KVAh		▲	■
	Load hours		▲	■
<b>Group 6: Reactive Export</b>	KVAR		▲	■
	KVARh ind & Cap		▲	■
<b>Group 7: Power Quality parameter</b>	THD- Voltage & Current up to 15th level		▲	■
Communication	RS 485		■	■
CT	100 A Hanging CT		□	□
Digital Outputs	2DO		□	

▲ Any 3 Group User Selectable

■ DEFAULT

□ OPTIONAL



## Selection Guide – kWh MFMs

PARAMETERS	LG 2519	LG 2510
VLL & V LN avg, V1, V2, V3, V12, V23, V31	■	■
Amps - A avg, A1, A2, A3	■	■
Frequency (HZ)	■	■
KW total, KW1, KW2, KW3.		■
KVA total, KVA 1, KVA 2, KVA 3		■
PF avg, PF1, PF2, PF3		■
KWh	■	■
KVAh		■
Load hours		■
ON hours		■
Phase wise energy via communication		■
RS485	□	■
100A Hanging CT	□	

■ DEFAULT

□ OPTIONAL



## DIN Rail MFMs

Model	Description	Cat Code	Unit MRP - ₹	Category
<b>Single Phase MFM (3 Row): 2 DIN</b>				
LG M13	MFM Single Phase, CI 1.0, RS485, 100A Direct	LG0M13D11A00	3930	CAT 1
<b>Multifunctional Meters (3 Row): 2 DIN</b>				
LG M30	MFM, CI 1.0, RS485, 100A Hanging	LG0M30D11A10	6440	CAT 3
<b>MFM (3 Row): 2 DIN</b>				
LG 2510D	MFM, CI 1.0, RS485, 100A Direct	LG2510D11A00	6220	CAT 2
LG 2510D	MFM, CI 1.0, RS485	LG2510D11000	5260	CAT 3
LG 2550D	MFM, CI 0.5S, RS485	LG2550D31000	7720	CAT 3
LG 2550D	MFM, CI 1.0, RS485, 100A Direct CT	LG2550D11A00	8920	CAT 2
LG 2550D	MFM, CI 0.5S, RS485, DM, RTC, DL 512 KB, AUX 48VDC	LG2550D310D7	Price On Request	CAT 3



## Selection Guide – DIN Rail MFMs

PARAMETERS		LG M13	LG M30	LG 2510D	LG 2550D
Display		LCD 3 Row, 12 Digits, Din Rail mount		LCD Single Row, 7 Digits, Din Rail mount	
<b>Group I: Basic</b>	VLL & V LN avg, V1, V2, V3, V12, V23, V31	▲	▲	■	■
	Amps - A avg, A1, A2, A3	▲	▲	■	■
	Frequency	▲	▲	■	■
	Phase angle - V&A		▲	■	■
	Unbalance V&A		▲		■
<b>Group II: Power</b>	Calculated Neutral Current.		▲		■
	KW total, KW1, KW2, KW3	▲	▲	■	■
	KVA total, KVA 1, KVA 2, KVA 3	▲	▲	■	■
	PF avg, PF1, PF2, PF3	▲	▲	■	■
<b>Group III: Import Energy</b>	KWh	▲	▲	■	■
	KVAh	▲	▲	■	■
	Load hours	▲	▲	■	■
	ON hours	▲	▲		■
	Power Cycles	▲	▲		■
	CO2	▲	▲		■
	Phase wise Energy via communication		▲	■	■
<b>Group IV: Reactive Import</b>	KVAR	▲	▲		■
	KVARh ind & Cap	▲	▲		■
	Export KWh	▲	▲		■
<b>Group V: Export Energy</b>	KVAh	▲	▲		■
	Load hours	▲	▲		■
	KVAR	▲	▲		■
<b>Group VI: Reactive Export</b>	KVARh ind & Cap	▲	▲		■
	THD- Voltage & Current up to 15th level	▲	▲		■
Demand Parameter	KW, KVA, KVAR				□
Communication	RS 485			■	■
Current Rating	5A Inbuilt			□	□
Current Rating	100A Direct	□		□	□
Current Rating	100A Hanging CT		□		□
Memory	512KB				□

▲ Any 3 Group User Selectable

■ DEFAULT

□ OPTIONAL

## IoT M30 / IoT M10 IoT Enabled Multifunctional Meters

- An IoT metering device enabled with Wi-Fi Communication
- Wide measurement range: 1 : 1000 (100mA to 100A)
- Individual phasewise energy metering and available through communication - helps branch monitoring and load analysis
- Very compact 2 DIN design
- Direct up to 100A measurement via the hanging CTs



Model	Description	Cat Code	Unit MRP - ₹	Category
<b>IoT Enabled Multifunctional Energy Meter (2 DIN)</b>				
IOT 10	MFM, Cl. 1.0, W/o Display, WiFi, 1-Ph 100A Hanging	IOTM10P13A10	Price on Request	CAT 3
IOT 30	MFM, Cl. 1.0, W/o Display, WiFi, 3-Ph, 100A Hanging	IOTM30P13A10	Price on Request	CAT 3



### Selection Guide — IoT MFMs

PARAMETERS		IOT 10	IOT 30
<b>Basic</b>	VLL & V LN avg, V1, V2, V3, V12, V23, V31	<input checked="" type="checkbox"/>	<input checked="" type="checkbox"/>
	Amps - A avg, A1, A2, A3	<input checked="" type="checkbox"/>	<input checked="" type="checkbox"/>
	Frequency	<input checked="" type="checkbox"/>	<input checked="" type="checkbox"/>
	Phase angle - V&A	<input checked="" type="checkbox"/>	<input checked="" type="checkbox"/>
	RPM	<input checked="" type="checkbox"/>	<input checked="" type="checkbox"/>
	Unbalance V&A	<input checked="" type="checkbox"/>	<input checked="" type="checkbox"/>
	Calculated Neutral Current.	<input checked="" type="checkbox"/>	<input checked="" type="checkbox"/>
<b>Power</b>	KW total, KW1, KW2, KW3.	<input checked="" type="checkbox"/>	<input checked="" type="checkbox"/>
	KVA total, KVA 1, KVA 2, KVA 3	<input checked="" type="checkbox"/>	<input checked="" type="checkbox"/>
	PF avg, PF1, PF2, PF3	<input checked="" type="checkbox"/>	<input checked="" type="checkbox"/>
<b>Energy</b>	KWh	<input checked="" type="checkbox"/>	<input checked="" type="checkbox"/>
	KVAh	<input checked="" type="checkbox"/>	<input checked="" type="checkbox"/>
	Load hours	<input checked="" type="checkbox"/>	<input checked="" type="checkbox"/>
	ON hours	<input checked="" type="checkbox"/>	<input checked="" type="checkbox"/>
	Power Cycles	<input checked="" type="checkbox"/>	<input checked="" type="checkbox"/>
	CO2	<input checked="" type="checkbox"/>	<input checked="" type="checkbox"/>
	Phase wise Energy via communication	<input checked="" type="checkbox"/>	<input type="checkbox"/>

DEFAULT       OPTIONAL



## LG2520 / LG2599 Dual Source Energy Meter

- Automatic switching of display based on input source
- Energy display programmable counter based or resolution based
- kWh and kVAh billing

Model	Description	Cat Code	Unit MRP - ₹	Category
<b>Dual Source Energy Meter: 96x96mm</b>				
LG 2599	Dual Source MFM, CI 1.0, RS485	LG2599P11000	3930	CAT 1
LG 2599	Dual Source MFM, CI 1.0, RS485, 100A Hanging CT	LG2599P11A10	5000	CAT 1
LG 2599	Dual Source MFM, CI 0.5, RS485	LG2599P21000	4910	CAT 3
<b>Dual Source Multifunction Meter: 96x96mm</b>				
LG 2520	Dual Source MFM, CI 1.0, RS485	LG2520P11000	5790	CAT 1
LG 2520	Dual Source MFM, CI 1.0, RS485, 100A Hanging	LG2520P11A10	7170	CAT 3
LG 2520	Dual Source MFM, CI 0.5, RS485	LG2520P21000	7180	CAT 3



### Selection Guide — Dual Source MFMs

PARAMETERS	LG 2599	LG 2520
VLL & V LN avg, V1, V2, V3, V12, V23, V31		■
Amps - A avg, A1, A2, A3	■	■
Frequency (HZ)		■
KW total, KW1, KW2, KW3.		■
KVA total, KVA 1, KVA 2, KVA 3		■
PF avg, PF1, PF2, PF3		■
KWh - EB & DG	■	■
KVAh - EB & DG	■	■
Load hours - EB & DG	■	■
ON hours	■	■
Phase wise energy via communication		■
RS485	■	■
100A Hanging CT	□	□

■ DEFAULT      □ OPTIONAL



# BASIC METERS

Basic VAF meters for **reliable** and **cost-effective** panels.



SLEEK Gen 5.0 — Modular Meters

One meter.  
Multiple configurations.

NEW LAUNCH

## SL V+ / A+ / AV+ / 3V+ / 3A+ 1340C / 1330C / 1300C, 1300L, 1310L Gen 5.0 Modular Basic Meters

- Modularity: Adaptable to Your Needs.
- Flexibility in Panel Metering.
- Cohesive Design & Superior Aesthetics.
- Future-Proof: Prepared for Tomorrow's Challenges.
- Pluggable Communication, Better Safety Clearances.
- V In : 50-550 VLL, A in - 20mA -6 A (User Programmable CT Ratio)

Model	Description	Cat Code	Unit MRP - ₹	Category
<b>Ammeter/Voltmeter (1 Row) 96 x 96 mm</b>				
SL A+	Single Phase Ammeter, Cl 1.0, Aux 40-300VAC/DC	SL000A+10000	770	CAT 1
SL A+	Single Phase Ammeter, Cl 0.5, Aux 40-300VAC/DC	SL000A+20000	1070	CAT 2
SL A+	Single Phase Ammeter, Class 1.0, 60A Hanging, AUX 40-300V AC/DC	SL000A+10610	1290	CAT 2
SL 3A+	Three Phase Ammeter, Cl 1.0, Aux 40-300VAC/DC	SL003A+10000	1200	CAT 1
SL 3A+	Three Phase Ammeter, Cl 0.5, Aux 40-300VAC/DC	SL003A+20000	1500	CAT 2
SL 3A+	Three Phase Ammeter, Class 1.0, 60A Hanging, AUX 40-300V AC/DC	SL003A+10610	2500	CAT 2
SL V+	Single Phase Voltmeter, Cl 1.0, Aux 40-300V AC/DC	SL000V+10000	770	CAT 1
SL V+	Single Phase Voltmeter, Cl 0.5, Aux 40-300V AC/DC	SL000V+20000	1070	CAT 2
SL 3V+	Three Phase Voltmeter, Cl 1.0, Aux 40-300VAC/DC	SL003V+10000	1200	CAT 1
SL 3V+	Three Phase Voltmeter, Cl 0.5, Aux 40-300VAC/DC	SL003V+20000	1500	CAT 2
SL AV+	Volts/Amps Meter, Cl 1.0, AUX 40-300V AC/DC	SL00AV+10000	880	CAT 1
SL AV+	Volts/Amps Meter, Cl 0.5, Aux 40-300VAC/DC	SL00AV+20000	1270	CAT 2
<b>3 Row Ammeter / Voltmeter, 96x96mm</b>				
SL 1330C	Three Phase Ammeter, 3 Row, Class 1.0	SL1330C10000	1700	CAT 3
SL 1340C	Three Phase Voltmeter, 3 Row, Class 1.0	SL1340C10000	1700	CAT 3
<b>VAF Meter (3 Row), 96 x 96 mm</b>				
SL 1300C	VAF meter, Class 1.0, 5A Inbuilt	SL1300C10000	1500	CAT 1
SL 1300L	VAF meter Class 0.5, 1DO, 5A Inbuilt <b>NEW</b>	SL1300L20001	3000	CAT 3
SL 1310L	VAF meter + PF, Cl 1.0, 5A Inbuilt <b>NEW</b>	SL1310L1000U	1750	CAT 3
<b>RS-485 Module</b>				
RS 485	RS485 ADD ON MODULE (SLEEK) <b>NEW</b>	RS485GSMOD02	1100	CAT 3



## GD 3110 / Smart 3E Counter Type Energy Meter

Model	Description	Cat Code	Unit MRP - ₹	Category
Smart 3E	Energy Meter Counter Type, Cl 1.0,5A Inbuilt	SM003EP10000	2890	CAT 2
Smart 3E	Energy Meter Counter Type, Cl 1.0,5A Inbuilt, Tamper Proof	SM003EP1000C	3190	CAT 2
GD 3110	VAF+Energy, Counter + LED Type, Cl 1.0,5A Inbuilt	GD3110P10000	3720	CAT 3

CAT-1 (Ex-Works)

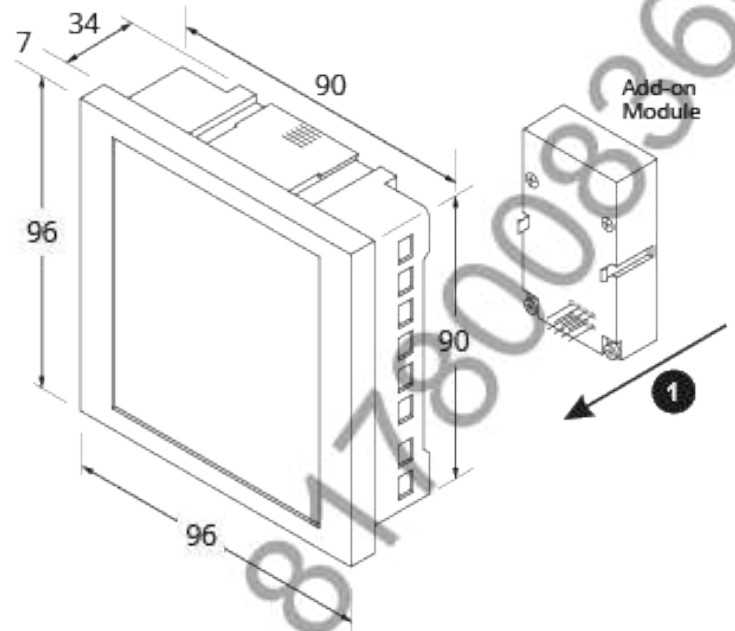
CAT-2 (Delivery in 5 working days)

CAT-3 (Delivery in 14 working days)

## Gen 5.0 Design



Add features without changing the meter through modularity.



### SL ADC / VDC DC Voltmeter / Ammeter



- Field programmable full scale or offset value
- DC Vin - 10V / 48V / 100V / 500V / 800V DC (factory set)
- Ain - 50mV to 100mV
- DC 0 to 20mA / 4 to 20mA analog input options- Programmable at site
- Universal auxiliary input of 40 to 300V AC/DC

Model	Description	Cat Code	Unit MRP - ₹	Category
<b>DC Ammeter/Voltmeter, 96 x 96 mm</b>				
SL ADC	DC Ammeter, CI 0.5, FS 75mV Shunt Operated	SL0ADCS90760	1500	CAT 3
SL VDC	DC Voltmeter, CI 0.5, FS VDC I/P	SL0VDCS90000	1500	CAT 3

Note: mA ADC & VDC (96 x 48) available on request with MOQ.

## Selection Guide — Basic Meters

PARAMETERS	SL A+	SL V+	SL AV+	SL 3A+	SL 3V+	SL HZ	SL 1300C	SL 1330C	SL 1340C
Display   Mount	LED Single Row, Panel mount						LED 3 Row, Panel Mount		
A - Avg	■		■	■			■	■	
A1, A2, A3				■			■	■	
VLN Avg		■	■		■		■		■
V LL- Avg					■		■		■
V1, V2, V3, V12, V23, V31					■		■		■
Hz						■	■		■
PF- Avg, PF1, PF2, PF3							□		
RS 485 Add-On Module	□	□	□	□	□		□	□	□
Class 0.5	□	□	□	□	□		□	□	□
60A Hanging CT	□			□			□	□	

■ DEFAULT □ OPTIONAL

CAT-1 (Ex-Works)

CAT-2 (Delivery in 5 working days)

CAT-3 (Delivery in 14 working days)



# DC ENERGY METERS

Complete and accurate readings of DC electrical parameters.



## EDC 2150 / EDC 2150D DC Energy Meters (Panel Mount / DIN-Rail)

- Current full scale programmable independently
- Password Protection
- Auxiliary Supply: 15 - 60V DC
- 1 Voltage input
- Bi-directional current measurement to study charging and discharging circuit
- Programmable shunt secondary (50mV - 100mV) - for shunt based.

Model	Description	Cat Code	Unit MRP - ₹	Category
<b>Single Channel DC Energy Meter: 96 x 96mm</b>				
EDC 2150	Single Channel DC Energy Meter, CI 1.0, RS485, 75mV Shunt operated	ED2150P11760	5570	CAT 3
<b>Single Channel DC Energy Meter: 5 DIN</b>				
EDC 2150D	Single Channel DC Energy Meter, CI 1.0, RS485, 75mV Shunt operated, 1000V DC input	ED2150D11760	5360	CAT 2
EDC 2150D	Single Channel DC Energy Meter, CI 1.0, RS485, 75mV Shunt operated, custom V DC input	ED2150D1176C	5360	CAT 3
<b>Four Channel DC Energy Meter: 5 DIN</b>				
EDC 2450D	Four Channel DC Energy Meter, CI 1.0, RS485, 75mV Shunt operated	ED2450D11760	8800	CAT 3

NOTE: External DC shunt to be used.

## Parameters Monitored

PARAMETERS		EDC 2150P	EDC 2150D	EDC 2450D
<b>Basic</b>	DC Voltage	■	■	■
	DC Current	■	■	■
	Watts	■	■	■
<b>Import [Charging]</b>	Wh	■	■	■
	Ah	■	■	■
	Load Hours	■	■	■
	Old Ah	■	■	■
	Old Load Hours	■	■	■
	Old Wh	■	■	■
	Old Ah	■	■	■
<b>Export [Discharging]</b>	Wh	■	■	■
	Ah	■	■	■
	Load Hours	■	■	■
	Old Ah	■	■	■
	Old Load Hours	■	■	■
Communication	RS485	■	■	■
	Accuracy	Class 1.0	■	■
	Number of Channels	1	1	4

CAT-1 (Ex-Works)

CAT-2 (Delivery in 5 working days)

CAT-3 (Delivery in 14 working days)



# BRANCH CIRCUIT POWER MONITOR

For high-density power metering where space really matters.



## ET 5030 EL-Tag: Branch Circuit Power Monitor

- **Pass-through wiring:** No separate spacing requirements for CT and CT cabling as EL-Tag offers direct pass through features (32A, 50A).
- **A highly compact device:** EL-Tag occupies only an area of 165mm x 25mm (compared to the conventional 3 metering devices (3 phase) and 9 metering devices (1 phase), thus reducing the space requirement by more than 80% compared to the other devices.



## PN 8700 Plus EL-Tag Master Meter

- Acts as Gateway for 12 numbers of EL-Tag
- Act as local display of key parameters of EL-Tag
- Incomer monitoring along with distribution monitoring.

Model	Description	Cat Code	Unit MRP - ₹	Category
<b>Branch Circuit Monitor: EL-Tag</b>				
ET 5030	Multi Channel Load Manager, CI 1.0, RS485 32A Inbuilt Without Display - 9 Channel	ET5030D11300	Price On Request	CAT 3
ET 5030	Multi Channel Load Manager, CI 1.0, RS485 50A Inbuilt Without Display - 9 Channel	ET5030D11500	Price On Request	CAT 3
<b>High Profile Multifunction Meter: Master Meter, 96x96mm</b>				
PN 8700M	High Profile (LCD) Multifunction Meter, CI 1.0, RS485 (EL-Tag Master)	PN8700P1100M	Price on Request	CAT 3
PN 8700M	High Profile (LCD) Multifunction Meter, CI 0.5S, RS485+Ethernet+USB (EL-Tag Master)	PN8700P3R00M	Price on Request	CAT 3



# PROTECTION AND CONTROL


Protecting lives & equipment from hazards



## LD 2310D / LD2510D MFM with Load Disconnecter

- **All-in-one Solution:** Replaces multiple devices for simplified load management
- **Advance Protection:** Safeguards against voltage fluctuations
- **Real-Time IoT Monitoring:** Tracks energy and power with remote access
- **Smart Load Control:** Supports scheduling, time delays and auto-disconnection
- **Seamless Connectivity:** RS485, WiFi, and MQTT for easy IoT integration

Model	Description	Cat Code	Unit MRP - ₹	Category
<b>Single Phase Load Disconnecter (4 DIN)</b>				
LD 2310D	Time Switch + Load Disconnecter, Single Phase, Cl 1.0, RS485, 80A Inbuilt, RTC	LD2310D11800	12000	CAT 3
LD 2310D	Time Switch + Load Disconnecter, Single Phase Cl 1.0, WiFi, 80A Inbuilt, RTC	LD2310D13800	14000	CAT 3
<b>Three Phase Load Disconnecter (7 DIN)</b>				
LD 2510D	Time Switch + Load Disconnecter, Cl 1.0, RS485, 80A Inbuilt, RTC	LD2510D11800	14500	CAT 3
LD 2510D	Time Switch + Load Disconnecter, Cl 1.0, WIFI, 80A Inbuilt, RTC	LD2510D13800	16500	CAT 3



## GMD 10 Ground Monitoring Device (2 DIN)

- Continuous earth resistance monitoring for real-time insights on faults
- Shows earth resistance values (0–100 Ω) for quick reference
- Auto Alerts: Notifies you when grounding deteriorates beyond thresholds
- Easily enable or disable alarm functions as needed
- Field programmable alarm thresholds
- Integrates with BEMS/SCADA systems for remote monitoring

Model	Description	Cat Code	Unit MRP - ₹	Category
GMD 10	Ground Monitoring Device, Cl 2 FS, RS485 ,1 Phase	GMD010DX1XX0087	Price On Request	CAT 2

## iELR 300 / iELR 200D Earth Leakage Relay (ELR)



- **Field programmable:** Trip current and trip time can be set via front panel keys with password protection.
- **Intelligent Tripping:** Inverse Curve-Trip time is inversely proportional to fault current.
- Manual test & reset keys
- Continuous scrolling display for set current and set time
- Continuous earth Leakage value display helps online loss analysis.
- RS485 is optional (iELR 300 only)

Model	Description	Cat Code	Unit MRP - ₹	Category
<b>Earth Leakage Relay, 96x96mm Panel mounted</b>				
iELR 300	Earth Leakage Relay, Panel Mounting, 30mA to 30A, CI 5FS	ELR300P70300	2300	CAT 2
iELR 300	Earth Leakage Relay, Panel Mounting, 30mA to 30A, CI 5FS, RS 485	EL0300P71300	3590	CAT 3
<b>Earth Leakage Relay, 2 DIN</b>				
iELR-200D	Earth Leakage Relay, DIN-Rail Mounting, 30mA to 30A, CI 5FS	ELR200DA0370000	2520	CAT 2



## CBCT Core Balanced Current Transformers

- Tape Wound Round CBCT
- Tape Wound Rectangular CBCT
- Plastic Enclosure CBCT



Model	Description	Cat Code	Unit MRP - ₹	Category
<b>Plastic Enclosure Round CBCT</b>				
CBCT-35mm	Plastic enclosure Round CBCT	CBCTP0060XX0450	1260	CAT 3
CBCT-ID 70mm	plastic Enclosure Round CBCT	CBCTP0100XX0441	1430	CAT 3
CBCT-120mm	Plastic enclosure Round CBCT	CBCTP0250XX0444	1980	CAT 3
CBCT-210mm	Plastic enclosure Round CBCT	CBCTP0300XX0445	2480	CAT 3
<b>Tape Wound Round CBCT</b>				
CBCT-60mm	Tape Wound Round CBCT	CBCTT0060XX0435	1130	CAT 2
CBCT-100mm	Tape Wound Round CBCT	CBCTT0100XX0436	1200	CAT 2
CBCT-150mm	Tape Wound Round CBCT	CBCTT0150XX0437	1350	CAT 1
CBCT-200mm	Tape Wound Round CBCT	CBCTT0200XX0438	2090	CAT 2
CBCT-250mm	Tape Wound Round CBCT	CBCTT0250XX0439	2330	CAT 2
CBCT-300mm	Tape Wound Round CBCT	CBCTT0300XX0440	2470	CAT 2
<b>Tape Wound Rectangular CBCT</b>				
CBCT-ID 150 x 50mm	Tape Wound Rectangular CBCT	CBCT0150050483	2500	CAT 3
CBCT-ID 200 x 100mm	Tape Wound Rectangular CBCT	CBCTT0200100537	3520	CAT 3
CBCT-ID 250 x 50mm	Tape Wound Rectangular CBCT	CBCT0250050483	4050	CAT 3
CBCT-250 x 100mm	Tape Wound rectangular CBCT	CBCTT0250100446	4700	CAT 3
CBCT-ID 300 x 50mm	Tape Wound Rectangular CBCT	CBCT0300050483	4800	CAT 3
CBCT-300 x 100mm	Tape Wound rectangular CBCT	CBCTT0300100483	5340	CAT 3
CBCT-ID 350 x 50mm	Tape Wound Rectangular CBCT	CBCT0350050483	5500	CAT 3
CBCT-ID 350 x 100mm	Tape Wound rectangular CBCT	CBCTT0350100484	6200	CAT 3
CBCT-350 x 150mm	Tape Wound rectangular CBCT	CBCTT0350150447	6800	CAT 3
CBCT-ID 400 x 150mm	Tape wound Rectangular CBCT	CBCTT0400150490	8110	CAT 3
CBCT-400 x 200mm	Tape Wound rectangular CBCT	CBCTT0400200485	9300	CAT 3
CBCT-500 x 200mm	Tape Wound rectangular CBCT	CBCTT0500200448	11490	CAT 3
CBCT-ID 600 x 200mm	Tape Wound rectangular CBCT	CBCTT0600200477	15610	CAT 3
CBCT-ID 750 x 250mm	Tape Wound rectangular CBCT	CBCTT0750250522	19830	CAT 3



## EFR 100 Earth Fault Relay (EFR)

- Fast earth fault detection and protection
- Superior Protection in compliance with Standard IEC 60255 / IEEE 37.112 curves
- 300ms response time
- 2 relay control: Separate relays for Alarm & Trip for added safety
- Adjustable time/current curves enables you customize protection as per the need

Model	Description	Cat Code	Unit MRP - ₹	Category
EFR 100	Earth Fault Relay, CI 1.0	EFR100P10000	4100	CAT 3



NEW  
LAUNCH

## APFC 800 Automatic Power Factor Controller

- True RMS Measurements
- Simultaneous sampling of voltage and current
- Four quadrant operation
- RS485 communication interface

Model	Description	Cat Code	Unit MRP - ₹	Category
<b>Automatic Power Factor Controller : 96x96mm</b>				
APFC 800	Automatic Power Factor Controller, Class 1.0, RS485, 6 Stage <span style="border: 1px solid black; padding: 0 2px;">NEW</span>	PFC800P11J06	9400	CAT 2
APFC 800	Automatic Power Factor Controller, Class 1.0, RS485, 8 Stage <span style="border: 1px solid black; padding: 0 2px;">NEW</span>	PFC800P11J00	10200	CAT 2

**NOTE:** APFC 800 is with Single CT applications.



# TRANSDUCERS & ISOLATORS

A precise sensing solution for automation/SCADA systems.



## TR 1XXX / TR 2XXX / TR 4XXX / TR 5XXX AC Transducers

- Meeting IEC 60688 standard
- Universal Auxiliary input of 80 to 300V AC/DC or 15 to 60V DC
- 2kV Isolation from : Input signal to output signal, Output 1 to Output 2
- Monitor and Programmable display parameters at site (A,V,Hz,W,VA,PF, THD & VAr) based on Models. Energy displays on some models
- Compact 4DIN Transducer
- Quick Response time of 300ms in display
- Load resistance upto 500Ω
- Configurable single phase/ three phase input and output
- Available upto Dual output and RS485 override selection for desired value and range
- On site configurable Input and Output parameters (TR4200)

Model	Description	Cat Code	Unit MRP - ₹	Category
<b>Single Phase AC Voltage Transducer + 1 Output</b>				
TR 1110	AC voltage Transducer, CI 0.5, 1AO, Aux 60 to 300 V AC/DC	TR1110D40XX1087	3400	CAT 3
TR 1110	AC voltage Transducer, CI 0.2, 1AO, Aux 60 to 300 V AC/DC	TR1110D30XX1087	4700	CAT 3
<b>Single Phase AC Current Transducer + 1 Output</b>				
TR 1110	AC Current Transducer, CI 0.5, 1AO, Aux 60 to 300V AC/DC	TR1110D40001000	3400	CAT 3
TR 1110	AC Current Transducer, CI 0.2, 1AO, Aux 60 to 300V AC/DC	TR1110D30001000	3720	CAT 3
<b>Single Phase AC Voltage Transducer + 2 Outputs</b>				
TR1200	AC voltage Transducer, CI 0.5, 2AO, Aux 60 to 300 V AC/DC	TR1200D40XX1100	5480	CAT 3
<b>Single Phase AC Current Transducer + 2 Outputs</b>				
TR1200	AC current transducer, CI 0.5, 2AO, Aux 60 to 300 V AC/C	TR1200D40001100	5480	CAT 3
<b>Single Phase Frequency Transducer + 2 Outputs</b>				
TR1200	Frequency Transducer, CI 0.2, 2AO, Aux 24 to 60 V DC	TR1200D30XX11CL	6070	CAT 3
<b>Three Phase Power Transducer + 1 Output</b>				
TR2100	Power/PF transducer, CI 0.5, 1AO, Aux 60 to 300 V AC/DC	TR2100D40001000	9480	CAT 3
TR2100	Power/PF transducer, CI 0.2, 1AO, Aux 60 to 300 V AC/DC	TR2100D30001000	10080	CAT 3
<b>Three Phase Power Transducer + 2 Output</b>				
TR2200	Power/PF transducer, CI 0.5, 2AO, Aux 60 to 300 V AC/DC	TR2200D40001109	9460	CAT 3
TR2200	Power/PF transducer, CI 0.2, 2AO, Aux 60 to 300 V AC/DC	TR2200D30001109	9990	CAT 3
<b>Programmable Multi-Function Transducer</b>				
TR4200	Multifunction Transducer, CI 0.5, RS485, 5A Inbuilt, 2 AO, display	TR4200D2100G	19400	CAT 3
TR4200	Multifunction Transducer, CI 0.2, RS485, 5A Inbuilt, 2 AO, display	TR4200D4100G	24240	CAT 3
<b>Programmable Multifunctional Transducer + Energy</b>				
TR5200	Multifunction Transducer + energy, CI 0.5, RS485, 5A Inbuilt, 2 AO, display	TR5200D2100G	22380	CAT 3
TR5200	Multifunction Transducer + energy, CI 0.2, RS485, 5A Inbuilt, 2 AO, display	TR5200D4100G	27970	CAT 3

NOTE: 3 Phase Current / Voltage transducer available on request.

## ISO 100 / ISO 200 Isolators



- Universal Auxiliary 80 to 300V AC/DC
- Reliable and field proven safety mechanism isolates input and output during high voltage or current to ensure equipment is safe
- Most Compact Din Rail Isolator- 4 DIN
- Available upto Dual output and RS485
- Isolators are available with input of 0-75mV / 4-20mA to 4-20mA isolated output

Model	Description	Cat Code	Unit MRP - ₹	Category
<b>Isolator + 1 Output</b>				
ISO 100	Isolator, 4-20 mA DC (i/p), 4-20 mA (o/p), Cl 0.5, Aux 60-300 V AC/DC	IS0100D402X1000	2880	CAT 3
ISO 100	Isolator, 4-20 mA DC (i/p), 4-20 mA (o/p), Cl 0.2, Aux 60-300 V AC/DC	IS0100D302X1000	3650	CAT 3
ISO 100	Isolator, 0-75 mV DC (i/p), 4-20 mA (o/p), Cl 1.0, Aux 60-300 V AC/DC	IS0100D40NX1000	2880	CAT 3
ISO 100	Isolator, 5-200 V DC (i/p), 4-20 mA (o/p), Cl 0.5, Aux 24-60 V DC	IS0100D40XX10CM	3850	CAT 3
ISO 100	Isolator, 200-500 V DC (i/p), 4-20 mA (o/p), Cl 0.5, Aux 60-300 V AC/DC	IS0100D40XX10CI	3270	CAT 3
<b>Isolator + 2 Outputs</b>				
ISO 200	Isolator, 4-20 mA DC (i/p), 4-20 mA (o/p), Cl 0.5, Aux 60-300 V AC/DC	IS0200D402X1100	4570	CAT 3
ISO 200	Isolator, 4-20 mA DC (i/p), 4-20 mA (o/p), Cl 0.2, Aux 60-300 V AC/DC	IS0200D302X1100	5290	CAT 3
ISO 200	Isolator, 0-75 mV DC (i/p), 4-20 mA (o/p), Cl 1.0, Aux 60-300 V AC/DC	IS0200D40NX1100	4830	CAT 3
ISO 200	Isolator, 5-200 V DC (i/p), 4-20 mA (o/p), Cl 0.5, Aux 60-300 V DC	IS0200D40XX11BO	5110	CAT 3
ISO 200	Isolator, 200-500 V DC (i/p), 4-20 mA (o/p), Cl 0.5, Aux 60-300 V AC/DC	IS0200D40XX11CI	5110	CAT 3

**NOTE:** ISO 200 with RS485 available on request.



# UTILITY/REVENUE METERS

For a **smarter** way of **energy** and **revenue** management.



ISI Certification  
IS 16444 P1 & P2



ISI Certification  
IS 13779 | IS 15884

## PE 5120S / PE5121S Smart Meters

- DLMS communication protocol
- Separate registers for import and export of power along with MRI downloading feature in these registers.
- Supports 10 different Anti Tampering features and supports more than 500 records all together.
- Offers an integrated load profile with up to 7 parameters.
- Allows electricity generated from solar / wind power encourages users to use small scale renewable generating system.

**NOTE:** 5/100A for 3 phase is available.

## PE 5120P / PE5121P Prepaid/Postpaid Meters

- Default dual source
- Three in one option: Integrate gas & water upto 4 DI
- Programmable tariff for EB, DG and DI for automatic reduction of balance even server is offline
- Configurable Holidays, Happy hours to avoid load switching on Holidays/Night
- Alarm notifications for low credit balance
- Eliminate tenant disputes, meter tampering & manual tariff reading errors

Model	Description	Cat Code	Unit MRP - ₹	Category
<b>Prepaid/Postpaid meters – 3 Phase + Direct Current</b>				
PE5120-P	Three Phase Prepaid Meter, Class 1.0,10/60A Direct	PE5120P11600	14700	CAT 1
PE5120-P	Three Phase Prepaid Meter, Class 1.0,10/60A Direct 4DI	PE5120P1160E	16150	CAT2
PE5120-P	Three Phase Prepaid Meter, Class 1.0,10/60A Direct, LoRa	PE5120P14600	22270	CAT 3
PE5120-P	Three Phase Prepaid Meter, Class 1.0,10/60A Direct, 2DI, LoRa	PE5120P1460D	23500	CAT 3
<b>Prepaid/Postpaid meters – 1 Phase + Direct Current</b>				
PE5121-P	Single Phase Prepaid Meter, Class 1.0,10/60A Direct	PE5121P11600	8580	CAT 3
PE5121-P	Single Phase Prepaid Meter, Class 1.0,10/60A, Direct, 2DI	PE5121P1160D	10780	CAT 3
PE5121-P	Single Phase Prepaid Meter, Class 1.0,10/60A Direct, LoRa	PE5121P14600	11490	CAT 3
PE5121-P	Single Phase Post Paid Meter, Class 1.0,10/60A Direct	PE5121P116P0	6600	CAT 3
<b>Smart Meter: 3 Phase + Direct Current</b>				
PE5120S	Three Phase Smart meter, Class 1.0, 5/60A Inbuilt, GPRS 4G, Optical port with DLMS (WAN)	PE5120S156S0	Price on Request	CAT 3
PE5120S	Three Phase Smart meter, Class 1.0, 5/60A Inbuilt, RF, Optical port with DLMS (NAN)	PE5120S146S0	Price on Request	CAT 3
<b>Smart Meter: 1 Phase + Direct Current</b>				
PE5121S	Single Phase Smart meter, Class 1.0, 5/60A Inbuilt, GPRS 4G,DLMS (WAN)	PE5121S156S0	Price on Request	CAT 3
PE5121S	Single Phase Smart meter, Class 1.0, 5/60A Inbuilt, RF, Optical port with DLMS (NAN)	PE5121S146S0	Price on Request	CAT 3
<b>Smart Meter: 3 Phase + CT Operated</b>				
PE5120S	Three phase Smart meter, CT Operated, class 0.2s, 5/6A inbuilt, GPRS, 4G, DLMS (WAN)	SM5120S080000CA	Price on Request	CAT 3

CAT-1 (Ex-Works)

CAT-2 (Delivery in 5 working days)

CAT-3 (Delivery in 14 working days)

# NANOVIP® Power Quality Analyzers

The smartest way to approach the rising Power Quality issues is to address the situation quickly with accurate data.



## NANOVIP® ONE™ Handy PQ analyzer for balanced loads

- Easily portable device with user-friendly interface
- Fully-loaded product at attractive cost
- Suits both maintenance engineers and professional auditors

Model	Description	Cat Code	Unit MRP - ₹	Category
NANOVIP® ONE™	NANOVIP® ONE™ + 3000A TrueFlex™ CT	NV-4NAN1I	152460	CAT 3
NANOVIP® ONE™	NANOVIP® ONE™ + 1000A Clamp CT	NV-4NAN1E	152460	CAT 3
NANOVIP® ONE™	NANOVIP® ONE™ + 200A Clamp CT	NV-4NAN1A	152460	CAT 3
NANOVIP® ONE™	NANOVIP® ONE™ + 100A Clamp CT	NV-4NAN1	116430	CAT 3
NANOVIP® ONE™	NANOVIP® ONE™ + 5A Clamp CT	NV-4NAN1F	180180	CAT 3



## NANOVIP® TWO™ Feature-rich PQ analyzer for balanced loads

- Intuitive interface with easy connections
- Professional analysis suitable for the highest requirements
- Over 24 hours with a single full charge

Model	Description	Cat Code	Unit MRP - ₹	Category
NANOVIP® TWO™	NANOVIP® TWO™ without Clamp CTs	NV-4NAN2N	186780	CAT 3



## NANOVIP® CUBE™ Feature-rich PQ analyzer for balanced loads

- High level of accuracy for analytical power quality surveys
- Tariff bands setting for TOD measurements and analysis
- A true energy audit tool

Model	Description	Cat Code	Unit MRP - ₹	Category
NANOVIP® CUBE™	NANOVIP® CUBE™ without Clamp CTs	NV-4NAN3N	249480	CAT 3
NANOVIP® CUBE™	NANOVIP® CUBE™ + Wi-Fi connectivity, without Clamp CTs	NV-4NAN3WFN	257000	CAT 3

## NANOVIP® Accessories

### Current Sensors / CTs



**Nano Clamp CT**  
2A-1000A



**TrueFlex™ CT**  
6A-3000A

Model	Description	Cat Code	Unit MRP - ₹	Category
TrueFlex™ CT	TrueFlex™ 3000A CT, 600 mm	NV-4AAZ6RP	39850	CAT 3
NanoCLAMP	Nano CLAMP 1000A/1V	NV-4AAWSRP	56640	CAT 3
NanoCLAMP	Nano CLAMP 200A/1V	NV-4AR10RP	39850	CAT 3
NanoCLAMP	Nano CLAMP 5A/1V	NV-4AAYVRP	61070	CAT 3



# NETWORK GATEWAYS

Reliable gateways to **connect** different systems together.



## GW XXXX IoT Gateways

Model	Description	Cat Code	Unit MRP - ₹	Category
<b>Network Gateway</b>				
GW 1500	Modbus RTU to Modbus TCP/IP, RS485 + Ethernet, Transparent	GW1500XGXX0000	Price on Request	CAT3
GW 1600	Modbus RTU to Modbus TCP/IP, RS485 + WiFi, Transparent	GW1600OXXX0000G	Price on Request	CAT3
GW 2500	Modbus RTU to Theiox,RS485 to 4G (Sim Based) IPV6, Transparent, MQTT	GW2500DXWXX0000	Price on Request	CAT3
GW 3000M	Gateway RS485 to Ethernet - MQTT with 4GB Memory	GW3000M00000	Price on Request	CAT3
GW 3000P	Gateway RS485 to Ethernet - MQTT + IO+6DI+4DO+2AI, DL - 4GB	GW3000P00000	Price on Request	CAT3
GW 2550	Gateway, RS485+4G+ EB DG (Wireless Changeover)	GW2550DXWXX0000	Price on Request	CAT3



# AUTOMATIC TRANSFER SWITCHES

Seamless **uninterrupted power** for your critical facilities.



## AteSL XXXX Automatic Transfer Switch

- Motorized changeover with Inbuilt micro-processor based ATS controller
- AC-32B utilization category as per IEC-60947-6-1
- Mode of operation - Auto/Manual/Remote/Cloud connectivity
- Protection against under/over voltage, under/ over frequency and phase sequence - S1 & S2
- Optional RS485 & WiFi communication and cloud connectivity for IoT applications.

Model	Description	Cat Code	Unit MRP - ₹	Category
<b>AteSL — Universal LCD Display + In-built Controller</b>				
ATeSL 63A	40A/4 Pole ATS - Universal ( Display Controller)	AT01FUL00040	31650	CAT 2
ATeSL 63A	63A/4 Pole ATS - Universal ( Display Controller)	AT01FUL00063	32750	CAT 2
ATeSL 125A	100A/4 Pole ATS - Universal ( Display Controller)	AT02FUL00100	35100	CAT 2
ATeSL 125A	125A/4 Pole ATS - Universal ( Display Controller)	AT02FUL00125	37400	CAT 2
ATeSL 160A	160A/4 Pole ATS - Universal ( Display Controller)	AT03FUL00160	62900	CAT 2
ATeSL 250A	200A/4 Pole ATS - Universal ( Display Controller)	AT04FUL00200	68250	CAT 2
ATeSL 250A	250A/4 Pole ATS - Universal ( Display Controller)	AT04FUL00250	76750	CAT 2
ATeSL 630A	315A/4 Pole ATS - Universal ( Display Controller)	AT05FUL00315	105900	CAT 2
ATeSL 630A	400A/4 Pole ATS - Universal ( Display Controller)	AT05FUL00400	117350	CAT 2
ATeSL 630A	630A/4 Pole ATS - Universal ( Display Controller)	AT05FUL00630	119300	CAT 2
ATeSL 800A	800A/4 Pole ATS - Universal ( Display Controller)	AT06FUL00800	267000	CAT 3
ATeSL 1000A	1000A/4 Pole ATS - Universal ( Display Controller)	AT06FUL01000	291000	CAT 3
ATeSL 1250A	1250A/4 Pole ATS - Universal ( Display Controller)	AT06FUL01250	312000	CAT 3
ATeSL 1600A	1600A/4 Pole ATS - Universal ( Display Controller)	AT06FUL01600	365650	CAT 3
ATeSL 2000A	2000A/4 Pole ATS - Universal ( Display Controller)	AT07FUL02000	651000	CAT 3
ATeSL 2500A	2500A/4 Pole ATS - Universal ( Display Controller)	AT07FUL02500	723000	CAT 3
ATeSL 3200A	3200A/4 Pole ATS - Universal ( Display Controller)	AT07FUL03200	867000	CAT 3



## Plug-in RS485 Module

Model	Description	Cat Code	Unit MRP - ₹	Category
RS485 - Module	Plug-in Module, RS485	RS485ATMOD01	3000	CAT 2



## ATeSL Universal LED Indicator + In-built Controller

Model	Description	Cat Code	Unit MRP - ₹	Category
<b>ATeSL — Universal LED Display + In-built Controller</b>				
ATeSL 63A	40A/4 Pole ATS - Universal (LED Controller)	AT01FUE00040	28750	CAT 1
ATeSL 63A	63A/4 Pole ATS - Universal (LED Controller)	AT01FUE00063	29900	CAT 1
ATeSL 125A	100A/4 Pole ATS - Universal (LED Controller)	AT02FUE00100	32200	CAT 1
ATeSL 125A	125A/4 Pole ATS - Universal (LED Controller)	AT02FUE00125	34500	CAT 1
ATeSL 160A	160A/4 Pole ATS - Universal (LED Controller)	AT03FUE00160	60050	CAT 1
ATeSL 250A	200A/4 Pole ATS - Universal (LED Controller)	AT04FUE00200	65400	CAT 1
ATeSL 250A	250A/4 Pole ATS - Universal (LED Controller)	AT04FUE00250	73900	CAT 1
ATeSL 630A	315A/4 Pole ATS - Universal (LED Controller)	AT05FUE00315	102900	CAT 1
ATeSL 630A	400A/4 Pole ATS - Universal (LED Controller)	AT05FUE00400	114350	CAT 1
ATeSL 630A	630A/4 Pole ATS - Universal (LED Controller)	AT05FUE00630	116300	CAT 1
ATeSL 800A	800A/4 Pole ATS - Universal (LED Controller)	AT06FUE00800	264000	CAT 2
ATeSL 1000A	1000A/4 Pole ATS - Universal (LED Controller)	AT06FUE01000	288000	CAT 2
ATeSL 1250A	1250A/4 Pole ATS - Universal (LED Controller)	AT06FUE01250	309000	CAT 2
ATeSL 1600A	1600A/4 Pole ATS - Universal (LED Controller)	AT06FUE01600	362650	CAT 2
ATeSL 2000A	2000A/4 Pole ATS - Universal (LED Controller)	AT07FUE02000	648000	CAT 3
ATeSL 2500A	2500A/4 Pole ATS - Universal (LED Controller)	AT07FUE02500	720000	CAT 3
ATeSL 3200A	3200A/4 Pole ATS - Universal (LED Controller)	AT07FUE03200	864000	CAT 3



## Plug-in RS485 Module

Model	Description	Cat Code	Unit MRP - ₹	Category
RS485 - Module	Plug-in Module, RS485	RS485ATMOD01	3000	CAT 2



## ATeSL-EDU Extended Display Unit

Model	Description	Cat Code	Unit MRP - ₹	Category
ATeSL-EDU	Extended Display Unit of Motorized ATS	EDU050S10	5500	CAT 2
ACC	Hanging CT accessory for ATeSL	ACCRO0000655	1350	CAT 1



## ATeS R XXXX Remotely Operated Automatic Transfer Switch

Model	Description	Cat Code	Unit MRP - ₹	Category
<b>Remotely Operated ATeSL – without Controller</b>				
ATeS R 40A	40A Remotely Operated 4P Motorized Changeover Switch	ATR040PX05X00BK	25300	CAT 2
ATeS R 63A	63A Remotely Operated 4P Motorized Changeover Switch	ATR063O008X0017	26450	CAT 2
ATeS R 100A	100A Remotely Operated 4P Motorized Changeover Switch	ATR100O00AX0017	28750	CAT 2
ATeS R 125A	125A Remotely Operated 4P Motorized Changeover Switch	ATR125O00CX0017	31050	CAT 2
ATeS R 160A	160A Remotely Operated 4P Motorized Changeover Switch	ATR160O00KX0017	56600	CAT 2
ATeS R 200A	200A Remotely Operated 4P Motorized Changeover Switch	ATR200O00DX0017	61950	CAT 2
ATeS R 250A	250A Remotely Operated 4P Motorized Changeover Switch	ATR250O00EX0017	70450	CAT 2
ATeS R 315A	315A Remotely Operated 4P Motorized Changeover Switch	ATR315OX0RX0017	99300	CAT 2
ATeS R 400A	400A Remotely Operated 4P Motorized Changeover Switch	ATR400OX0FX00BK	110750	CAT 2
ATeS R 630A	630A Remotely Operated 4P Motorized Changeover Switch	ATR630OX0GX0017	112700	CAT 2
ATeS R 800A	800A Remotely Operated 4P Motorized Changeover Switch	ATR800OX0HX0017	281400	CAT 3
ATeS R 1000A	1000A Remotely Operated 4P Motorized Changeover Switch	AT1000OX0IX0017	294850	CAT 3
ATeS R 1250A	1250A Remotely Operated 4P Motorized Changeover Switch	AT1250OX0JX00BK	305400	CAT 3
ATeS R 1600A	1600A Remotely Operated 4P Motorized Changeover Switch	AT1600OX0WX00BK	359050	CAT 3



## ATS WXXXX Solenoid based Automatic Transfer Switch

- High speed solenoid automatic transfer switch for ultra critical application ranges from 63A-6300A
- Open/Closed/Delayed transition with optional neutral overlapping & maintenance bypass
- Local/ Remote serial communication & cloud connectivity
- High-Speed (5-15ms) ATS for UPS to UPS uninterrupted source changeover

Model	Description	Cat Code	Unit MRP - ₹	Category
<b>Solenoid based Automatic Transfer Switch(Open/Closed/Bypass)</b>				
ATS-WS1-OTTS	63 - 400A (ATS 4 Pole 2 Position Open Transfer Switch)	-	Price On Request	CAT 4
ATS-WN3-OTTS#	630 - 6300A (ATS 4 Pole Open Transfer Switch)	-	Price On Request	CAT 4
ATS-WN3-CTTS	63 - 6300A (ATS 4 Pole Closed Transition Transfer Switch)	-	Price On Request	CAT 4
ATS-WN3-B-CTTS	63 - 6300A (ATS 4 Pole Closed Transition with Maintenance Bypass)	-	Price On Request	CAT 4



# MANUAL TRANSFER SWITCHES

Highly durable, easy to use and uncompromisingly safe.



## MTS XXXX Manual Transfer Switches

- 3 Position/4 Pole On-load changeover Switch
- Utilization category - AC 23 (Withstand high in-rush current)
- Modular and compact design
- Design to withstand high thermal condition
- Tolerance to high electrical and mechanical characteristics
- Inbuilt auxiliary contact for source 1 and source 2 indication output
- The safest changeover during the failure of a primary source
- High short-circuit withstand capacity
- Facilitates easy installation and simplified wiring connections
- Reliable and maintenance free operation
- High electrical and mechanical life

Model	Description	Cat Code	Unit MRP - ₹	Category
<b>4 Pole Manual Transfer Switch</b>				
MTS 63A	63A 4 Pole Manual Transfer Switch	MTS063O008X0096	6700	CAT 1
MTS 100A	100A 4 Pole Manual Transfer Switch	MTS100O00AX0096	8800	CAT 1
MTS 125A	125A 4 Pole Manual Transfer Switch	MTS125O00CX0096	12500	CAT 1
MTS 160A	160A 4 Pole Manual Transfer Switch	MTS160O00KX0096	14000	CAT 1
MTS 200A	200A 4 Pole Manual Transfer Switch	MTS200O00DX0096	16650	CAT 1
MTS 250A	250A 4 Pole Manual Transfer Switch	MTS250O00EX0096	24200	CAT 1
MTS 315A	315A 4 Pole Manual Transfer Switch	MTS315O00RX0096	25000	CAT 1
MTS 400A	400A 4 Pole Manual Transfer Switch	MTS400O00FX0096	36850	CAT 1
MTS 630A	630A 4 Pole Manual Transfer Switch	MTS630O00GX0096	44950	CAT 1
MTS 800A	800A 4 Pole Manual Transfer Switch	MTS800OX0HX0096	104500	CAT 2
MTS 1000A	1000A 4 Pole Manual Transfer Switch	MT1000O00000096	110000	CAT 2
MTS 1250A	1250A 4 Pole Manual Transfer Switch	MT1250O00000096	145200	CAT 2
MTS 1600A	1600A 4 Pole Manual Transfer Switch	MT1600OX0X0096	165000	CAT 2
MTS 2000A	2000A 4 Pole Manual Transfer Switch	MT2000O00000096	275000	CAT 3
MTS 2500A	2500A 4 Pole Manual Transfer Switch	MT2500OX0VX0096	280500	CAT 3
MTS 3200A	3200A 4 Pole Manual Transfer Switch	MT3200OX0LX0096	495000	CAT 3



# AUTOMATIC CHANGEOVER WITH CURRENT LIMITER

The best solution for frustrating **manual** source changeovers.

## iACCL XXXX Automatic Changeover with Current Limiter



- Microprocessor based ACCL with current limiter
- Intelligent tripping: inverse curve (Higher the overload, faster the trip)
- Inbuilt display of A, V, F, Wh, kWh
- Under/over voltage protection for EB and DG (M300)
- Single phase contactor based ACCL with off-load switching
- On site field programmable features in single phase ACCL through configurator (ACCL 400 & 400C)
- EB & DG side energy measurement (M300L)
- Conformity standard as per IEC 60947-6-1
- Wide range of operational voltage
- Energy, Current, Voltage measurement on DG & Current and voltage measure on EB (M300)
- Optional prepaid billing feature for DG (RS-485) with software
- More than 20000 operations

## iACCL A400 / 400C / M400 Single Phase ACCL

Model	Description	Cat Code	Unit MRP - ₹	Category
<b>ACCL – 1 Phase, 4DIN, Relay Based + Display + Current Monitoring</b>				
iACCL A400	32A, Single Phase, ACCL with Display (DG Current Monitoring)	ALA400D10300	1450	CAT 1
<b>ACCL – 1 Phase, 4DIN, Contactor Based</b>				
iACCL 400C	32A Single Phase ACCL without Display, Contactor Based	AL400CD10300	3850	CAT 3
<b>ACCL – 1 Phase, 4DIN, Relay Based + Display + Voltage + Current + Energy Monitoring</b>				
iACCL M400	32A Single Phase ACCL with Display	ALM400D10300	3100	CAT 2
iACCL M400	32A Single Phase ACCL with Display, RS485	ALM400D11300	4750	CAT 3



## iACCL A300 / M300

### Three Phase ACCL

Model	Description	Cat Code	Unit MRP - ₹	Category
<b>ACCL – 3 Phase, Contactor Based + Current Monitoring</b>				
iACCL A300	40A, Three Phase, ACCL (EB & DG Current Monitoring)	ALA300O10400	6200	CAT 1
iACCL A300	63A, Three Phase, ACCL (EB & DG Current Monitoring)	ALA300O10600	15000	CAT 1
<b>ACCL – 3 Phase, Contactor Based + DG Energy Monitoring</b>				
iACCL M300	40A Three Phase ACCL	ALM300P10400	7700	CAT 1
iACCL M300	40A Three Phase ACCL, RS485	ALM300P11400	9350	CAT 2
iACCL M300	63A Three Phase ACCL	ALM300P10600	17600	CAT 2
iACCL M300	63A Three Phase ACCL, RS485	ALM300P11600	19250	CAT 3
iACCL M300	80A Three Phase ACCL	ALM300P10800	30000	CAT 3
iACCL M300	80A Three Phase ACCL, RS485	ALM300P11800	31500	CAT 3
iACCL M300	100A Three Phase ACCL	ALM300P10A00	35000	CAT 3
iACCL M300	100A Three Phase ACCL, RS485	ALM300P11A00	36500	CAT 3
iACCL M300	125A Three Phase ACCL	ALM300P10B00	38100	CAT 3
iACCL M300	125A Three Phase ACCL, RS485	ALM300P11B00	40150	CAT 3



## iACCL M300L

### Three Phase ACCL with LCD Display

Model	Description	Cat Code	Unit MRP - ₹	Category
<b>ACCL – 3 Phase + LCD Display + Dual Energy</b>				
iACCL M300L	40A Three Phase ACCL LCD Display	ALM300L10400	9500	CAT 3
iACCL M300L	40A Three Phase ACCL LCD Display, RS485	ALM300L11400	11000	CAT 3
iACCL M300L	63A Three Phase ACCL LCD Display	ALM300L10600	19400	CAT 3
iACCL M300L	63A Three Phase ACCL LCD Display, RS485	ALM300L11600	21000	CAT 3



# Gen 4.0 BASIC METERS

(To be discontinued soon)



## SL 3V / 3A / A / V (SL & $\mu$ A) Ammeter / Voltmeter (1 Row)

- Wide measurement range 20mA to 6A
- Higher clearance and creepage; 9.5mm spacing
- Auxiliary input of 40 to 300V AC/DC
- Earth neutral measurement models available (MOQ)



## SL1330 / SL 1340 Ammeter / Voltmeter (3 Row)

- Universal auxiliary input of 40 - 300V AC/DC
- Voltage and current terminals are opposite to each other for safety and easy wiring
- Direct measurement upto 60A Hanging CT
- Patented alpha numeric display for better visibility



## SL1300 VAF Meter (VAF + PF)

- Universal Auxiliary (40-300V AC/DC) supply
- Universal Voltage Input (80-550V AC)
- Current Secondary (20mA to 6A)
- Average and phase wise measurement
- Password Protection
- RS485 optional

DISCONTINUING SOON

Model	Description	Cat Code	Unit MRP - ₹	Category
<b>Ammeter/Voltmeter (1 Row) 96 x 96 mm</b>				
SL A	Single Phase Ammeter, Cl 1.0, AUX 40-300V AC/DC	SL000AS10000	920	CAT 3
SL A	Single Phase Ammeter, Cl 0.5 AUX 40-300V AC/DC	SL000AS20000	1220	CAT 3
SL A	Single Phase Ammeter, Cl 1.0, 60A Hanging, AUX 40-300V AC/DC	SL000AS10610	1460	CAT 3
SL 3A	Three Phase Ammeter, Cl 1.0 AUX 40-300V AC/DC	SL003AS10000	1390	CAT 3
SL 3A	Three Phase Ammeter, Cl 0.5, AUX 40-300V AC/DC	SL003AS20000	1740	CAT 3
SL 3A	Three Phase Ammeter, Cl 1.0, 60A Hanging, AUX 40-300V AC/DC	SL003AS10610	2600	CAT 3
SL V	Single Phase Voltmeter, Cl 1.0, AUX 40-300V AC/DC	SL000VS10000	920	CAT 3
SL V	Single Phase Voltmeter, Cl 0.5, AUX 40-300V AC/DC	SL000VS20000	1250	CAT 3
SL 3V	Three Phase Voltmeter, Cl 1.0, AUX 40-300V AC/DC	SL003VS10000	1390	CAT 3
SL 3V	Three Phase Voltmeter, Cl 0.5, AUX 40-300V AC/DC	SL003VS20000	1740	CAT 3

CAT-1 (Ex-Works)

CAT-2 (Delivery in 5 working days)

CAT-3 (Delivery in 14 working days)



DISCONTINUING SOON

Model	Description	Cat Code	Unit MRP - ₹	Category
<b>3 Row Ammeter / Voltmeter, 96x96mm</b>				
SL 1330	Three Phase Ammeter, 3 Row, Cl 1.0	SL1330S10000	1870	CAT 2
SL 1340	Three Phase Voltmeter, 3 Row, Cl 1.0	SL1340S10000	1870	CAT 2
<b>Frequency Meter (1 Row) 96 x 96 mm</b>				
SL Hz	Frequency Meter, Cl 0.2, Aux Supply: 80-300V AC/DC	SL00HZP40000	1860	CAT 3



## SL 1300

### VAF Meter + Power Factor Monitoring

DISCONTINUING SOON

Model	Description	Cat Code	Unit MRP - ₹	Category
<b>VAF + Power factor Meter, 96x96mm</b>				
SL 1300	VAF Meter +PF, Cl 1.0	SL1300S10000	1760	CAT 3
SL 1300	VAF Meter +PF, Cl 0.5	SL1300S20000	3020	CAT 3
SL 1300	VAF Meter +PF, Cl 1.0, RS485	SL1300S11000	2920	CAT 3
SL 1300	VAF Meter +PF, Cl 1.0, RS485, 60A Hanging	SL1300S11610	4610	CAT 3

■  
**Switchgear Solutions  
for Safety and Control.**





# CONTACTORS

## E3MX 3 Pole Power Contactor



- Ranges from 9A to 650A (AC3 category)
- Conforms to IS/IEC 60947-4-1 & IEC 60947-4-1
- Spares available for entire range
- Compact design for saving panel space
- Top mounting add-on blocks up to 80A
- High Electromechanical life
- Ambient temperature -20°C to 55°C

Size	AC3 Rating (A)	AC1 Rating (A)	Model	Aux. Contacts	Cat Code	M.R.P. (₹) Per Unit	Std. Pkg. (Nos.)
Fr 1	9	25	E3MX 09	1 NO	E3MX09B	1430	18
	12	30	E3MX 12	1 NO	E3MX12B	1430	18
	18	30	E3MX 18	1 NO	E3MX18B	1600	18
Fr 2	25	45	E3MX 25	#	E3MX25B	2370	18
	32	55	E3MX 32	#	E3MX32B	3590	18
	40	55	E3MX 40	#	E3MX40B	5460	18
Fr 3	50	85	E3MX 50	#	E3MX50B	7530	10
	70	100	E3MX 70	#	E3MX70B	10040	10
	80	100	E3MX 80	#	E3MX80B	12670	10
Fr 4	95	160	E3MX 95	2 NO + 2 NC	E3MX95B	16660	1
	110	160	E3MX 110	2 NO + 2 NC	E3MX110B	18360	1
	140	160	E3MX 140	2 NO + 2 NC	E3MX140B	23260	1
Fr 5	185	250	E3MX 185	2 NO + 2 NC	E3MX185B	34650	1
	250	300	E3MX 250	2 NO + 2 NC	E3MX250B	40120	1
Fr 6	300	400	E3MX 300	2 NO + 2 NC	E3MX300B	50560	1
	400	425	E3MX 400	2 NO + 2 NC	E3MX400B	68600	1
	550	650	E3MX 550	2 NO + 2 NC	E3MX550B	101980	1
	650	800	E3MX 650	2 NO + 2 NC	E3MX650B	142560	1

### NOTE:

- 1) # Add-on blocks can be ordered separately
- 2) Coil Voltage reference Code: A-110V AC, B-240V AC, C- 415V AC

## E4MX 4 Pole Power Contactor







- Ranges from 18A-900A
- Conforms to IS/IEC 60947-4-1 & IEC 60947-4-1
- Optional Electro-mechanical Interlock
- High operating ambient temperature
- Reliable operation for Auto Changeover application
- Wide operating band upto 130A AC1
- Designed for continuous duty application

Size	AC-1 Rating (A)	Model	Aux Contacts	Cat Code	M.R.P. (₹) Per Unit	Std. Pkg. (Nos.)
Fr 1	18	E4MX 18	#	E4MX18B	1420	20
	32	E4MX 32	#	E4MX32B	1630	20
	40	E4MX 40	#	E4MX40B	2780	20
Fr 2	55	E4MX 55	#	E4MX55B	3320	10
	63	E4MX 63	#	E4MX63B	5340	10
	80	E4MX 80	#	E4MX80B	8290	10
Fr 3	105	E4MX 105	#	E4MX100B	11250	10
	130	E4MX 130	#	E4MX130B	13460	10
Fr 4	160	E4MX 160	2 NO + 2 NC	E4MX160B	21970	1
	200	E4MX 200	2 NO + 2 NC	E4MX200B	26240	1
	255	E4MX 255	2 NO + 2 NC	E4MX255B	32270	1
Fr 5	325	E4MX 325	2 NO + 2 NC	E4MX325B	66720	1
	400	E4MX 400	2 NO + 2 NC	E4MX400B	67490	1
	600	E4MX 600	2 NO + 2 NC	E4MX600B	101110	1
	700	E4MX 700	2 NO + 2 NC	E4MX700B	*	1
	900	E4MX 900	2 NO + 2 NC	E4MX900B	*	1

### NOTE:

- 1) \* Price on request
- 2) # Add-on blocks can be ordered separately
- 3) Mounting of side add-on aux. contact block is not recommended for mechanically interlocked E4MX 55,63,80 contactors
- 4) Coil Voltage reference Code :- A-110V AC, B-240V AC, C- 415V AC

## Accessories

Description	CAT Code	Rating	MRP - ₹
<b>Mechanical Interlock - 3 &amp; 4 Pole Power Contactor</b>			
 Mechanical Interlock Kit	E4MXMIL040B	E3MX 9-40A	360
	E3MXMIL080B	E3MX 50-80A	*
	E3MXMIL140B	E3MX 95-140A	*
	E3MXMIL250B	E3MX 185-250A	*
	E3MXMIL650B	E3MX 300-650A	*
	E4MXMIL040B	E4MX 16-40A	360
	E4MXMIL063B	E4MX 50-80A	510
	E4MXMIL130B	E4MX 100-130A	5030
	E4MXMIL200B	E4MX 160-255A	6280
	E4MXMIL600B	E4MX 325-600A	*
<b>Add-On Block - 3 &amp; 4 Pole Power Contactor</b>			
Top Add-On Block,2NO,2NC	E3MXTA2NONC	E3MX 9-80A, E4MX 16-130A	660
Top Add-On Block,1NO,1NC	E3MXTA1NONC	E3MX 9-80A, E4MX 16-130A	390
Side Add-On Block,First Left,1NO,1NC	E3MXSAL1NONC	E3MX 9-40A, E4MX 16-40A	670
Side Add-On Block,First Right,1NO,1NC	E3MXSAR1NONC	E3MX 9-40A, E4MX 16-40A	670
Side Add-On Block,Second Left,1NO,1NC	E3MXSA2L1NONC	E3MX 95-650AA, E4MX 160-800A	900
Side Add-On Block,Second Right,1NO,1NC	E3MXSA2R1NONC	E3MX 95-650A, E4MX 160-800A	830
Side Add-On Block,First Left,1NO,1NC	E4MXSAL1NONC	E3MX 50-80A, E4MX 50-130A	830
Side Add-On Block,First Right,1NO,1NC	E4MXSAR1NONC	E3MX 50-80A, E4MX 50-130A	830
<b>Spare Coils - 3 &amp; 4 Pole Contactor</b>			
 Sparecoil,110V AC, 50Hz	EXSC0940A	E3MX 9-40A, E4MX 16-40A	600
	EXSC5080A	E3MX 50-80A	1540
	EXSC3234A	E3MX 95-140A, E4MX 160-255A	3850
	EXSC185250A	E3MX 185-250A	7110
	EXSC300400A	E3MX 300-400A, E4MX 325-500A	10660
 Sparecoil,240V AC, 50Hz	EXSC550650A	E3MX 550-600A, E4MX 600-800A	23690
	EXSC0940	E3MX 9-40A, E4MX 16-40A	540
	EXSC5080	E3MX 50-80A	1480
	EXSC3234	E3MX 95-140A, E4MX 160-255A	3500
	EXSC185250	E3MX 185-250A	6930
	EXSC300400	E3MX 300-400A, E4MX 325-500A	10060
	EXSC550650	E3MX 550-600A, E4MX 600-800A	21620
	EXSC01113	E4MX 50-80A	820
EXSC02223	E4MX 100-130A	1730	
 Sparecoil,415V AC, 50Hz	EXSC0940C	E3MX 9-40A, E4MX 16-40A	620
	EXSC5080C	E3MX 50-80A	1730
	EXSC3234C	E3MX 95-140A, E4MX 160-255A	2920
	EXSC185250C	E3MX 185-250A	5920
	EXSC300400C	E3MX 300-400A, E4MX 325-500A	11730
	EXSC550650C	E3MX 550-600A, E4MX 600-800A	23920
	EXSC01113C	E4MX 50-80A	830
EXSC02223C	E4MX 100-130A	1780	

**NOTE:**

- 1) \* Price on request
- 2) Mounting of side add-on aux. contact block is not recommended for mechanically interlocked E4MX 50-80A contactors.
- 3) MIL kit for E3MX 50-80 comes with 2 left & 2 right side add-on aux. contact blocks i.e. 4 NO + 4 NC
- 4) MIL kit for E4MX 100-160A comes with 2 left & 2 right side add-on aux. contact blocks i.e. 4 NO + 4 NC

## E3MO Capacitor Duty Contactors



- Ranges from 5 -100 kVAr
- Conforms to IS/IEC 60947-4-1 & IEC 60947-4-1
- Delatching type early make contacts
- Low pick-up VA consumption
- Damping resistors provide protection from inrush current during switching
- Suitable for Lug and lugless termination
- High withstand capacity contacts
- RoHS Compliant

Size	kVAr Rating @ 440V, 3Ph, 50Hz	Model	Built-in Auxiliary Contacts	Cat. No.	M.R.P. (₹) Per Unit	Std. Pkg. (Nos.)
Fr 1	5	E3MO 5	1NO	E3MO5B	2590	16
	8.5	E3MO 8.5	1NO	E3MO8.5B	3360	16
	10	E3MO 10	1NO	E3MO10B	3500	16
	12.5	E3MO 12.5	1NO	E3MO12.5B	3640	16
	15	E3MO 15	1NO	E3MO15B	4350	16
	20	E3MO 20	1NO	E3MO20B	4920	16
	25	E3MO 25▲	1NO	E3MO25B	5160	16
Fr 2	30	E3MO 30\$	1NO	E3MO30B	7380	16
	40	E3MO 40	1NO	E3MO40B	12320	1
	50	E3MO 50	1NO	E3MO50B	13030	1
Fr 3	60	E3MO 60\$	1NO	E3MO60B	14810	1
	75	E3MO 75	1NO	E3MO75B	17600	1
	85	E3MO 85	1NO	E3MO85B	19900	1
	100	E3MO 100\$	1NO	E3MO100B	20490	1

### NOTE:

- 1) Standard coil voltage : 240V, 50/60 Hz
- 2) ▲ If using 16 sq mm cable use of spreader link kit is mandatory
- 3) \$ Spreader link along with phase barrier included in packing

## Accessories



Description	CAT Code	Rating	Unit MRP - ₹
<b>Add-On Block - Capacitor Duty Contactor</b>			
Side Add-On Block,First Left,1NO,1NC	E3MOSAL1NONC	E3MO 3-100 kvar	770
Side Add-On Block,First Right,1NO,1NC	E3MOSAR1NONC	E3MO 3-100 kvar	770



Description	CAT Code	Rating	Unit MRP - ₹
<b>Spreader Terminals - Capacitor Duty Contactor</b>			
Spreader terminals 3-30kVAr	STECDC30	3-30kVAr	550
Spreader terminals 40-60kVAr	STECDC60	40-60kVAr	990
Spreader terminals 75-100kVAr	STECDC100	75-100kVAr	1430



Description	CAT Code	Rating	Unit MRP - ₹
<b>Spare Coils- Capacitor Duty Contactor</b>			
Spare coil 3-30kVAr	EOSC0530	3-30kVAr	720
Spare coil 40-60kVAr	EOSC4060	40-60kVAr	1840
Spare coil 75-100kVAr	EOSC75100	75-100kVAr	2650



## Auxiliary Contactors

- Conforms to IS / IEC 60947-4-1 & IEC 60947-4-1
- AC-15, 4A at 415V
- Available with AC or DC control in same dimension

Description	CAT Code	Rating	MRP - ₹
2NO+2NC	EACBA2NONC	4A/240VAC	1540
4NO	EACBA4NO	4A/240VAC	1600
3NO+1NC	EACBA3NO1NC	4A/240VAC	1660
3NO+1NC	EACDA3NO1NC	4A/110VAC	1630
3NO+1NC	EACDD3NO1NC	4A/110VDC	2250
3NO+1NC	EACCA3NO1NC	4A/415VAC	1500
3NO+1NC	EACBD3NO1NC	4A/220VDC	1900
2NO+2NC	EACAD2NONC	4A/24VDC	2070
4NO	EACAD4NO	4A/24VDC	2070
2NO+2NC	EACAA2NONC	4A/24VAC	1540
4NO	EACAA4NO	4A/24VAC	1540
4NO	EACDD4NO	4A/110VDC	2160
4NO	EACDA4NO	4A/110VAC	1520
2NO+2NC	EACDA2NONC	4A/110VAC	2250

## Accessories

Description	CAT Code	Rating	Unit MRP - ₹
<b>Add-On Block - Auxiliary Contactor</b>			
Top Add-On Block	EACTA4NC	EX0,4NC	690
	EACTA1NO3NC	EX0,1NO3NC	750
	EACTA4NO	EX0,4NO	660
	EACTA2NONC	EX0,2NONC	660



## EMN 40/110 Thermal Overload Relay



- Ranges from 0.6A - 110A
- Conforms to IS/IEC 60947-4-1 & IEC 60947-4-1
- Ambient temperature compensated up to 55°C
- Inbuilt Single phase missing Protection
- Manual / Auto Reset Provision
- Accurate overload tripping
- On/Off/Trip Indication contacts

Type of Mounting (Operation)	Relay Range (A)	Cat Code	M.R.P. (` ) Per Unit	Std. Pkg. (Nos.)
------------------------------	-----------------	----------	-------------------------	------------------

### Direct Mounting on E3MX 9 - 40

EMN 40 (Directly Operated)	0.6 - 1	EMN401X3	1780	10
	0.9 - 1.5	EMN401X5	1780	10
	1.4 - 2.3	EMN402X3	1780	10
	2 - 3.3	EMN403X3	1780	10
	3 - 5	EMN405XX	1860	10
	4.5 - 7.5	EMN407X5	1860	10
	6 - 10	EMN40100	1780	10
	9 - 15	EMN40150	1900	10
	14 - 23	EMN40230	2070	10
	20 - 33	EMN40330	2910	10
24 - 40	EMN40400	3020	10	

### Direct Mounting on E3MX 50 - 80

MN 110 (Directly Operated)	9 - 15	ELMN50150	3620	10
	14 - 23	ELMN50230	3740	10
	20 - 33	ELMN50330	3740	10
	30 - 50	ELMN50500	4450	10
	36 - 60	ELMN50600	4800	10
	45 - 75	ELMN50750	5150	10
	66 - 110	ELMN51100	5870	10

### Separate Mounting

EMN 450 (CT Operated)	28 - 46.5	EMN12046X5	*	1
	42 - 69	EMN120690	*	1
	60 - 100	EMN120100	*	1
	90 - 150	EMN120150	*	1
	135 - 225	EMN120225	*	1
	180 - 300	EMN120300	*	1
	270 - 450	EMN120450	*	1

#### NOTE:

\* Price on request



# MCCB

## Moulded Case Circuit Breaker



### EY Series

#### Thermal Magnetic MCCB

- Ranges from 63A–250A
- Conforms to IS/IEC 60947-2, IEC 60947-2 & EN 60947-2
- For EY 125 - Fixed Overload Setting 1.0 x In
- For EY 250 - Adjustable Overload Setting: 0.8 - 1.0 x In

Model	Current Rating (A)	Breaking Capacity Icu (kA)	3 Pole		4 Pole		Std. Pkg. (Nos.)
			Cat. No.	M.R.P. (₹) Per Unit	Cat. No.	M.R.P. (₹) Per Unit	
EY 125	63	10kA (Ics=100% of Icu)	E3Y1250063	2700	E4Y1250063	3540	10
	100		E3Y1250100▲	3060	E4Y1250100▲	4080	10
	125		E3Y1250125▲	3970	E4Y1250125▲	4930	10
EY 250	125-160		E3Y2500160▲	8800	E4Y2500160▲	11670	1
	160-200		E3Y2500200▲	9520	E4Y2500200▲	12440	1
	200-250		E3Y2500250▲	10120	E4Y2500250▲	12670	1

**NOTE:**

▲ - Spreader Terminals are included  
Phase Barriers are supplied along with all MCCBs

### EU Series

#### Thermal Magnetic MCCB

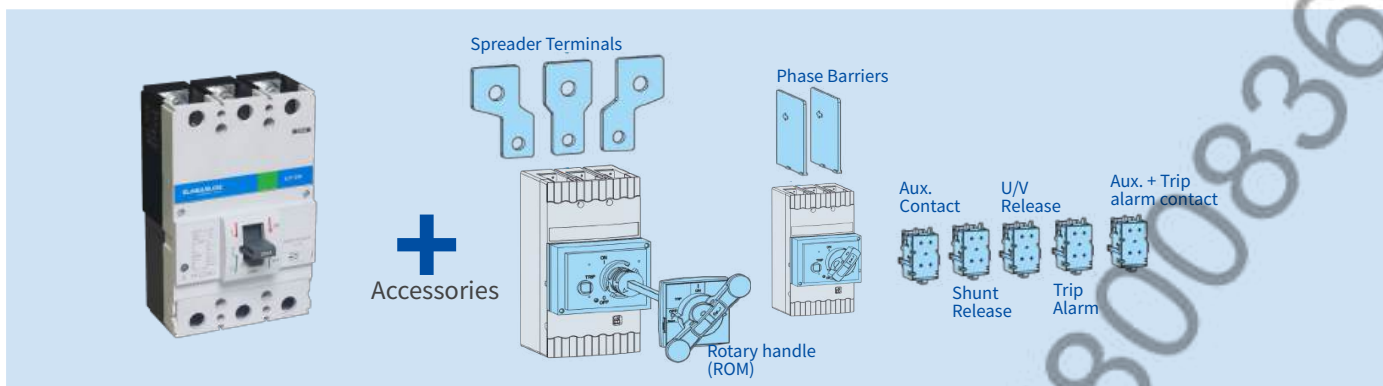
- Ranges from 63A–400A
- Conforms to IS/IEC 60947-2, IEC 60947-2 & EN 60947-2
- Adjustable Overload Setting: 0.8 - 1.0 x In
- High Electrical & Mechanical life

Model	Current Rating (A)	Breaking Capacity Icu (kA)	3 Pole		4 Pole		Std. Pkg. (Nos.)	
			Cat. No.	M.R.P. (₹) Per Unit	Cat. No.	M.R.P. (₹) Per Unit		
EU 100B	50-63	18kA (Ics=100% of Icu)	E3U100B0063	5090	E4U100B0063	6520	1	
	63-80		E3U100B0080	5150	E4U100B0080	6520	1	
	80-100		E3U100B0100	5150	E4U100B0100	6520	1	
EU 125B	100-125		E3U125B0125	6220	E4U125B0125	7940	1	
EU 250C	125-160		25kA (Ics=50% of Icu)	E3U250C0160	8860	E4U250C0160	11340	1
	160-200			E3U250C0200	10360	E4U250C0200	13170	1
	200-250	E3U250C0250		11450	E4U250C0250	15120	1	
EU 250D	125-160	36kA (Ics=50% of Icu)	E3U250D0160	10060	E4U250D0160	12420	1	
	160-200		E3U250D0200	11950	E4U250D0200	16100	1	
	200-250		E3U250D0250	13280	E4U250D0250	17940	1	
EU 400N	250-320	50kA (Ics=50% of Icu)	E3U400N0320	20700	E4U400N0320	26520	1	
	320-400		E3U400N0400	21220	E4U400N0400	27180	1	

**NOTE:**

Phase Barriers are supplied along with all MCCBs

## Accessories

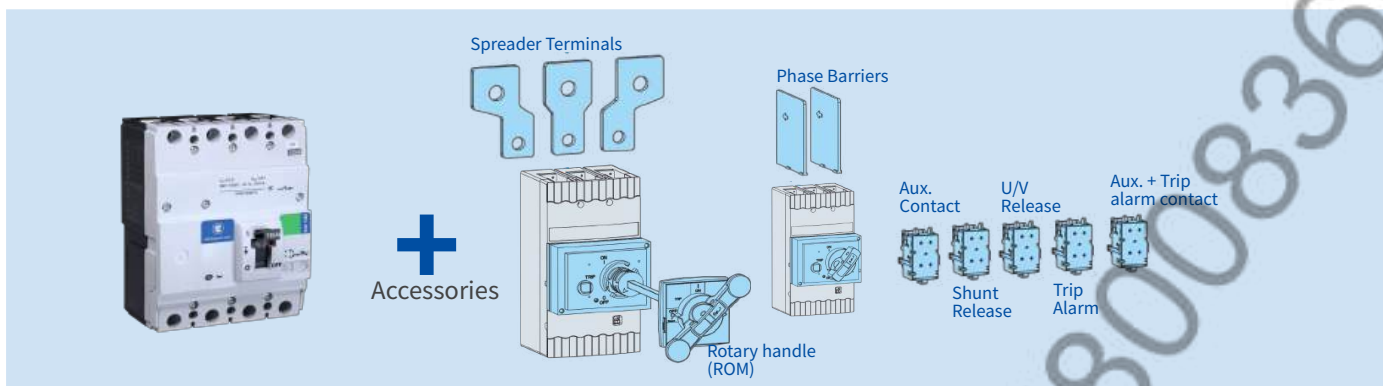







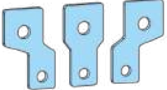

EY 125	Description	Cat. No.	M.R.P. (₹) Per Unit	Std. Pkg. (Nos.)
	<b>Auxiliary/Trip Alarm Contact</b>			
	1C/O	ACEY1CO125	790	50
	<b>Shunt Release</b>			
	Short Rated 110/240/415V AC	SRE0125Y415V	1180	50
	<b>Under Voltage Release</b>			
	240V AC	UVE0125Y240V	*	50
	<b>Spreader Terminals</b>			
	3 Pole (upto 100A)	STE3U100D	430	Set of 6
	4 Pole (upto 100A)	STE4U100D	640	Set of 8
	<b>Rotary Handle</b>			
Direct ROM	DROMEY125U	*	25	
Extended ROM	EROMEY125U	1780	25	

EY 250	Description	Cat. No.	M.R.P. (₹) Per Unit	Std. Pkg. (Nos.)
	<b>Auxiliary Contact</b>			
	1 C/O - Right	ACEU1CO250	620	50
	2 C/O - Right	ACEU2CO250	980	50
	<b>Trip Alarm Contact</b>			
	1 C/O - Right	TACEU1CO250	620	50
	2 C/O - Right	TACEU2CO250	1010	50
	<b>Auxiliary + Trip Alarm Contact</b>			
	1 C/O + 1C/O - Right	ATCEU1CO250	980	50
	<b>Shunt Release</b>			
	24V DC - Left	SREU250CD24V	*	50
	110V AC - Left	SREU250C110V	*	50
	240/415V AC - Left	SREU250C415V	1040	50
	<b>Under Voltage Release</b>			
	240V AC - Left	UVEU250C240V	3230	50
	<b>Spreader Terminals</b>			
EY 250 - 3 Pole	STEN3250	1520	Set of 6	
EY 250 - 4 Pole	STEN4250	2150	Set of 8	
<b>Rotary Handle</b>				
Direct ROM	DROMEU250C	*	25	
Extended ROM	EROMEU250C	1530	25	

\* Price on request

## Accessories



EU 100B/125B	Description	Cat. No.	M.R.P. ( ) Per Unit	Std. Pkg. (Nos.)
<b>Auxiliary Contact</b>				
	1 C/O - Right	ACEU1CO250	620	50
	2 C/O - Right	ACEU2CO250	980	50
<b>Trip Alarm Contact</b>				
	1 C/O - Right	TACEU1CO250	620	50
	2 C/O - Right	TACEU2CO250	1010	50
<b>Auxiliary + Trip Alarm Contact</b>				
	1 C/O + 1C/O - Right	ATCEU1CO250	980	50
<b>Shunt Release</b>				
	24V DC - Left	SREU250CD24V	*	50
	110V AC - Left	SREU250C110V	*	50
	240/415V AC - Left	SREU250C415V	1040	50
<b>Under Voltage Release</b>				
	240V AC - Left	UVEU250C240V	3230	50
<b>Spreader Terminals</b>				
	EU 100B- 3 Pole	STE3U100D	430	Set of 6
	EU 125B- 3 Pole	STE3U125D	480	Set of 6
	EU 100B- 4 Pole	STE4U100D	640	Set of 8
	EU 125B- 4 Pole	STE4U125D	790	Set of 8
<b>Rotary Handle</b>				
	Direct ROM	DROMEN0125	*	25
	Extended ROM	EROMEN0125	1220	25

### NOTE:

\* Price on request

Phase Barriers are supplied along with all MCCBs

EU 250 C/D	Description	Cat. No.	M.R.P. (` ) Per Unit	Std. Pkg. (Nos.)
      	<b>Auxiliary Contact</b>			
	1 C/O - Right	ACEU1CO250	620	50
	2 C/O - Right	ACEU2CO250	980	50
	<b>Trip Alarm Contact</b>			
	1 C/O - Right	TACEU1CO250	620	50
	2 C/O - Right	TACEU2CO250	1010	50
	<b>Auxiliary + Trip Alarm Contact</b>			
	1 C/O + 1C/O - Right	ATCEU1CO250	980	50
	<b>Shunt Release</b>			
	24V DC - Left	SREU250CD24V	*	50
	110V AC - Left	SREU250C110V	*	50
	240/415V AC - Left	SREU250C415V	1040	50
	<b>Under Voltage Release</b>			
	240V AC - Left	UVEU250C240V	3230	50
<b>Spreader Terminals</b>				
EU 250C / EU 250D - 3 Pole	STEN3250	1520	Set of 6	
EU 250C / EU 250D - 4 Pole	STEN4250	2150	Set of 8	
<b>Rotary Handle</b>				
Direct ROM	DROMEU250C	*	25	
Extended ROM	EROMEU250C	1530	25	

EU 400N	Description	Cat. No.	M.R.P. (` ) Per Unit	Std. Pkg. (Nos.)
      	<b>Auxiliary Contact</b>			
	1 C/O	ACEN1CO1250	600	50
	2 C/O	ACEN2CO1250	1020	50
	<b>Trip Alarm Contact</b>			
	1 C/O - Right	TACEN1CO1250	620	50
	<b>Auxiliary + Trip Alarm Contact</b>			
	1 C/O + 1C/O - Right	ATCEN1CO1250	1020	50
	<b>Shunt Release</b>			
	24V DC	SRE1250ND24V	*	50
	110/240/415V AC , 220V DC	SRE1250N415V	1330	50
	<b>Under Voltage Release</b>			
	240V AC - Left	UVEN630D240V	3140	50
	<b>Spreader Terminals</b>			
	EU 400N - 3 Pole	STEN3400	2840	Set of 6
EU 400N - 4 Pole	STEN4400	3830	Set of 8	
<b>Rotary Handle</b>				
Direct ROM	DROMEN3630	*	25	
Extended ROM	EROMEN3630	2090	25	

**NOTE:**

\* Price on request

Phase Barriers are supplied along with all MCCBs



## EWAVE Series Thermal Magnetic MCCB

- Ranges from 63A–630A
- Conforms to IS/IEC 60947-2, IEC 60947-2 & EN 60947-2
- Adjustable Overload Setting: 0.8 - 1.0 x In
- Adjustable short-circuit Setting: 6- 10 x In\*\*

Model	Current Rating (A)	Breaking Capacity Icu (kA)	3 Pole		4 Pole		Std. Pkg. (Nos.)
			Cat. No.	M.R.P. (₹) Per Unit	Cat. No.	M.R.P. (₹) Per Unit	
EN 100D	50-63	36kA (Ics=50% of Icu)	E3N100D0063	6690	E4N100D0063	8740	1
	63-80		E3N100D0080	6790	E4N100D0080	8740	1
	80-100		E3N100D0100	6790	E4N100D0100	8860	1
EN 125D	100-125		E3N125D0125	8280	E4N125D0125	10700	1
EN 100C	16-20	25kA (Ics=100% of Icu)	E3N100C0020	8050	E4N100C0020	11210	1
	20-25		E3N100C0025	8050	E4N100C0025	11210	1
	25-32		E3N100C0032	8050	E4N100C0032	11210	1
	32-40		E3N100C0040	8050	E4N100C0040	11210	1
	40-50		E3N100C0050	8050	E4N100C0050	11210	1
	50-63		E3N100C0063	5800	E4N100C0063	7500	1
	63-80		E3N100C0080	5910	E4N100C0080	7810	1
	80-100		E3N100C0100	5910	E4N100C0100	7680	1
EN 250C	100-125		E3N250C0125	10790	E4N250C0125	13900	1
	125-160		E3N250C0160	10860	E4N250C0160	13650	1
	160-200		E3N250C0200	11210	E4N250C0200	14020	1
	200-250		E3N250C0250	11580	E4N250C0250	14390	1
EN 250D	100-125	36kA (Ics=100% of Icu)	E3N250D0125	12190	E4N250D0125	15120	1
	125-160		E3N250D0160	15300	E4N250D0160	18170	1
	160-200		E3N250D0200	16530	E4N250D0200	21060	1
	200-250		E3N250D0250	18530	E4N250D0250	22250	1
EN 400D	250-320		E3N400D0320	21760	E4N400D0320	28650	1
	320-400		E3N400D0400	23070	E4N400D0400	28890	1
EN 630D	400-500		E3N630D0500	34480	E4N630D0500	41720	1
	500-630		E3N630D0630	34790	E4N630D0630	41860	1
EN 250N	100-125	50kA (Ics=100% of Icu)	E3N250N0125	17600	E4N250N0125	23550	1
	125-160		E3N250N0160	20530	E4N250N0160	27200	1
	160-200		E3N250N0200	22250	E4N250N0200	28290	1
	200-250		E3N250N0250	21850	E4N250N0250	31220	1
EN 400N	250-320		E3N400N0320	29840	E4N400N0320	38640	1
	320-400		E3N400N0400	28870	E4N400N0400	38870	1
EN 630N	400-500		E3N630N0500	41170	E4N630N0500	46290	1
	500-630		E3N630N0630	42030	E4N630N0630	46810	1

### NOTE:



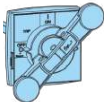
- 1) Breaking Capacity : C = 25kA, D = 36kA, N = 50kA
- 2) For EN 100D / EN 125D / , EN 100C / EN 250C, EN 400D-Short Circuit Setting: 9In\*\*
- 3) Phase Barriers are supplied along with all MCCBs

### General Information:

- Use of phase barriers is mandatory. These are supplied along with MCCBs
- It is recommended to use spreader terminals for enhancing termination capacity
- Spreader terminals are available as accessories, unless otherwise specified against cat Codes

## Accessories

### E-Wave Thermal Magnetic MCCB

	Description	Cat. No.	M.R.P. (` ) Per Unit	Std. Pkg. (Nos.)
<b>Auxiliary Contact</b>				
	EN 100D/125D/100C/250C - 1 C/O - Right	ACEU1CO250	620	50
	EN 100D/125D/100C/250C - 2 C/O - Right	ACEU2CO250	980	50
	EN 250D/400D/630D/250N/400N/630N - 1 C/O	ACEN1CO1250	600	50
	EN 250D/400D/630D/250N/400N/630N - 2 C/O	ACEN2CO1250	1020	50
<b>Trip Alarm Contact</b>				
	EN 100D/125D/100C/250C - 1 C/O - Right	TACEU1CO250	620	50
	EN 100D/125D/100C/250C - 2 C/O - Right	TACEU2CO250	1010	50
	EN 250D/400D/630D/250N/400N/630N - 1 C/O - Right	TACEN1CO1250	620	50
<b>Auxiliary 1 C/O + TAC 1 C/O</b>				
	EN 100D/125D/100C/250C - Right	ATCEU1CO250	980	50
	EN 250D/400D/630D/250N/400N/630N - Right	ATCEN1CO1250	1020	50
<b>Shunt Release</b>				
	EN 100D/125D/100C/250C -24V DC - Left	SREU250CD24V	*	50
	EN 100D/125D/100C/250C -110V AC - Left	SREU250C110V	*	50
	EN 100D/125D/100C/250C - 240/415V AC - Left	SREU250C415V	1040	50
	EN 250D/400D/630D/250N/400N/630N - 110/240/415V AC,220V DC	SRE1250N415V	1330	50
<b>Under Voltage Release</b>				
	EN 100D/125D/100C/250C - 240V AC - Left	UVEU250C240V	3230	50
	EN 250D/400D/630D/250N/400N/630N - 240V AC - Left	UVEN630D240V	3140	50
<b>Rotary Handle</b>				
	EN 100D/125D/100C - Direct ROM	DROMEN0125	*	25
	EN 250C - Direct ROM	DROMEU250C	*	25
	EN 250D - Direct ROM	DROMEN2250	*	25
	EN 400D/400N/630D/630N - Direct ROM	DROMEN3630	*	25
	EN 100D/125D/100C - Extended ROM	EROMEN0125	1220	25
	EN 250C - Extended ROM	EROMEU250C	1530	25
	EN 250D - Extended ROM	EROMEN2250	1530	25
	EN 400D/400N/630D/630N - Extended ROM	EROMEN3630	2090	25
<b>Spreader Terminals</b>				
	EN 100D/100C- 3 Pole	STE3U100D	430	Set of 6
	EN 125D- 3 Pole	STE3U125D	480	Set of 6
	EN 250C/250D - 3 Pole	STEN3250	1520	Set of 6
	EN 400D/400N - 3 Pole	STEN3400	2840	Set of 6
	EN 630D/630N - 3 Pole	STEN3630	3100	Set of 6
	EN 100D/100C- 4 Pole	STE4U100D	640	Set of 8
	EN 125D- 4 Pole	STE4U125D	790	Set of 8
	EN 250C/250D - 4 Pole	STEN4250	2150	Set of 8
	EN 400D/400N - 4 Pole	STEN4400	3830	Set of 8
	EN 630D/630N - 4 Pole	STEN4630	4160	Set of 8

\* Price on request



## EWAVE Series Microprocessor Based LSI MCCB

- Ranges from 160A–1250A
- Conforms to IS/IEC 60947-2, IEC 60947-2 & EN 60947-2
- Adjustable Overload Setting: 0.4 - 1.0 x I<sub>n</sub>
- Adjustable Short-circuit Setting: 1.5 - 8 x I<sub>r</sub>
- Inbuilt instantaneous Protection

Model	Current Rating (A)	Breaking Capacity I <sub>cu</sub> (kA)	3 Pole		4 Pole		Std. Pkg. (Nos.)
			Cat. No.	M.R.P. (₹) Per Unit	Cat. No.	M.R.P. (₹) Per Unit	
EN 250DM	63-160	36kA (I <sub>cs</sub> =100% of I <sub>cu</sub> )	E3N250DM0160	27370	E4N250DM0160	33480	1
	100-250		E3N250DM0250	29370	E4N250DM0250	35480	1
EN 400DM	160-400		E3N400DM0400	39840	E4N400DM0400	48360	1
EN 630DM	250-630		E3N630DM0630	43440	E4N630DM0630	53160	1
EN 1250NM	320-800	50kA (I <sub>cs</sub> =100% of I <sub>cu</sub> )	E3N1250NM0800	69840	E4N1250NM0800	88130	1
	400-1000		E3N1250NM1000	92040	E4N1250NM1000	118680	1
	500-1250		E3N1250NM1250	108480	E4N1250NM1250	139920	1



## EWAVE Series Microprocessor Based LSIG MCCB

- Ranges from 63A–630A
- Conforms to IS/IEC 60947-2, IEC 60947-2 & EN 60947-2
- Adjustable Overload Setting: 0.4 - 1.0 x I<sub>n</sub>
- Adjustable Short-circuit Setting: 1.5 - 8 x I<sub>r</sub>
- Inbuilt instantaneous Protection
- Inbuilt ground fault protection from 20%-50% of I<sub>n</sub>
- Adjustable neutral overload protection from 50% to 150% of I<sub>r</sub>

Model	Current Rating (A)	Breaking Capacity I <sub>cu</sub> (kA)	3 Pole		4 Pole		Std. Pkg. (Nos.)
			Cat. No.	M.R.P. (₹) Per Unit	Cat. No.	M.R.P. (₹) Per Unit	
EN 250DM	63-160	36kA (I <sub>cs</sub> =100% of I <sub>cu</sub> )	E3N250D1M0160	32600	E4N250DM0160	43380	1
	100-250		E3N250D1M250	34600	E4N250D1M250	45380	1
EN 400DM	160-400		E3N400D1M400	42240	E4N400D1M400	50930	1
EN 630DM	250-630		E3N630D1M630	47630	E4N630D1M630	61990	1
EN 1250NM	320-800	50kA (I <sub>cs</sub> =100% of I <sub>cu</sub> )	E3N1250N1M0800	81400	E4N1250N1M0800	104280	1
	400-1000		E3N1250N1M1000	103730	E4N1250N1M1000	141900	1
	500-1250		E3N1250N1M1250	121770	E4N1250N1M1250	166980	1


### NOTE:

\* Price on request

Phase Barriers are supplied along with all MCCBs

## Accessories

### Microprocessor Based LSI/LSIG MCCBs

	Description	Cat. No.	M.R.P. (` ) Per Unit	Std. Pkg. (Nos.)
<b>Auxiliary Contact</b>				
	EN 250D/400D/630D/1250N - 1 C/O	ACEN1CO1250	600	50
	EN 250D/400D/630D/1250N - 2 C/O	ACEN2CO1250	1020	50
<b>Trip Alarm Contact</b>				
	EN 250D/400D/630D/1250N - 1 C/O - Right	TACEN1CO1250	620	50
<b>Auxiliary 1 C/O + TAC 1 C/O</b>				
	EN 250D/400D/630D/1250N - Right	ATCEN1CO1250	1020	50
<b>Shunt Release</b>				
	EN 250D/400D/630D/1250N - 110/240/415V AC,220V DC	SRE1250N415V	1330	50
<b>Under Voltage Release</b>				
	EN 250D/400D/630D - 240V AC - Left	UVEN630D240V	3140	50
	EN 1250N- 240V AC - Left	UVE1250D240V	3550	50
<b>Rotary Handle</b>				
	EN 250D - Direct ROM	DROMEN2250	*	25
	EN 400D/400N/630D - Direct ROM	DROMEN3630	*	25
	EN 1250N- Direct ROM	DROMEN41250	*	25
	EN 250D - Extended ROM	EROMEN2250	1530	25
	EN 400D/400N/630D- Extended ROM	EROMEN3630	2090	25
	EN 1250N - Extended ROM	EROMEN41250	3170	25
<b>Spreader Terminals</b>				
	EN 250D - 3 Pole	STEN3250	1520	Set of 6
	EN 400D - 3 Pole	STEN3400	2840	Set of 6
	EN 630D - 3 Pole	STEN3630	3100	Set of 6
	EN 800N - 3 Pole	STEN3800	9080	Set of 6
	EN 1000N - 3 Pole	STEN31000	17420	Set of 6
	EN 1250N - 3 Pole	STEN31250	30330	Set of 6
	EN 250D - 4 Pole	STEN4250	2150	Set of 8
	EN 400D - 4 Pole	STEN4400	3830	Set of 8
	EN 630D - 4 Pole	STEN4630	4160	Set of 8
	EN 800N - 4 Pole	STEN4800	11500	Set of 8
	EN 1000N - 4 Pole	STEN41000	23810	Set of 8
	EN 1250N - 4 Pole	STEN41250	42020	Set of 8

\* Price on request








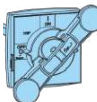
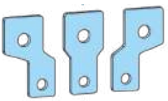
## E-WAVE Series Motor Protection MCCB

- Ranges from 63A–630A
- Conforms to IS/IEC 60947-2, IEC 60947-2 & EN 60947-2
- Suitable for isolation
- High Electrical & Mechanical life

Type	Current Rating (A)	Breaking Capacity Icu (kA)	3 Pole		Std. Pkg. (Nos.)
			Cat. No.	M.R.P. (₹) Per Unit	
EN 100M	63	50kA	E3N100MN0063	4910	1
	80		E3N100MN0080	4950	1
	100		E3N100MN0100	5030	1
EN 160M	100		E3N160MN0100	8460	1
	125		E3N160MN0125	8460	1
	160		E3N160MN0160	10120	1
EN 250M	200		E3N250MN0200	12880	1
	250		E3N250MN0250	17650	1
EN 400M	320		E3N400MN0320	26530	1
	400		E3N400MN0400	26850	1
EN 630M	500		E3N630MN0500	29640	1
	630		E3N630MN0630	31050	1

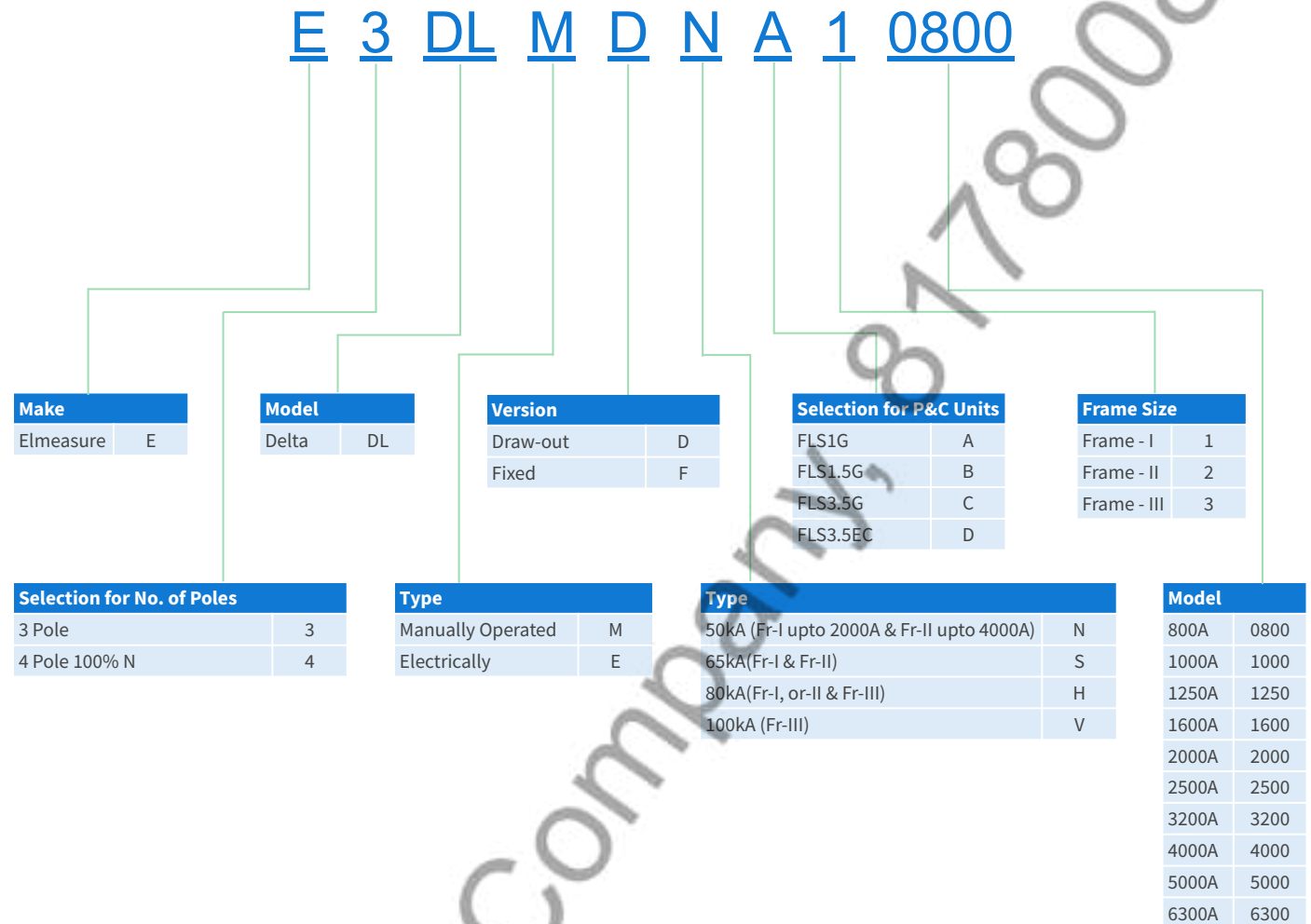
## Accessories

### Motor Protection MCCB

	Description	Cat. No.	M.R.P. (` ) Per Unit	Std. Pkg. (Nos.)
<b>Auxiliary Contact</b>				
	EN 100M/160M - 1 C/O - Right	ACEU1CO250	620	50
	EN 100M/160M - 2 C/O - Right	ACEU2CO250	980	50
	EN 250M/400M/630M - 1 C/O	ACEN1CO1250	600	50
	EN 250M/400M/630M - 2 C/O	ACEN2CO1250	1020	50
<b>Trip Alarm Contact</b>				
	EN 100M/160M - 1 C/O - Right	TACEU1CO250	620	50
	EN 100M/160M - 2 C/O - Right	TACEU2CO250	1010	50
	EN 250M/400M/630M - 1 C/O - Right	TACEN1CO1250	620	50
<b>Auxiliary 1 C/O + TAC 1 C/O</b>				
	EN 100M/160M - Right	ATCEU1CO250	980	50
	EN 250M/400M/630M - Right	ATCEN1CO1250	1020	50
<b>Shunt Release</b>				
	EN 100M/160M -24V DC - Left	SREU250CD24V	*	50
	EN 100M/160M -110V AC - Left	SREU250C110V	*	50
	EN 100M/160M - 240/415V AC - Left	SREU250C415V	1040	50
	EN 250M/400M/630M - 110/240/415V AC,220V DC	SRE1250N415V	1330	50
<b>Under Voltage Release</b>				
	EN 100M/160M - 240V AC - Left	UVEU250C240V	3230	50
	EN 250M/400M/630M - 240V AC - Left	UVEN630D240V	3140	50
<b>Rotary Handle</b>				
	EN 100M - Direct ROM	DROMEN0125	*	25
	EN 160M- Direct ROM	DROMEU250C	*	25
	EN 250M - Direct ROM	DROMEN2250	*	25
	EN 400M/630M - Direct ROM	DROMEN3630	*	25
	EN 100M - Extended ROM	EROMEN0125	1220	25
	EN 160M - Extended ROM	EROMEU250C	1530	25
	EN 250M - Extended ROM	EROMEN2250	1530	25
	EN 400M/630M - Extended ROM	EROMEN3630	2090	25
<b>Spreader Terminals</b>				
	EN 100M- 3 Pole	STE3U100D	430	Set of 6
	EN 160M/250M - 3 Pole	STEN3250	1520	Set of 6
	EN 400M - 3 Pole	STEN3400	2840	Set of 8
	EN 630M - 3 Pole	STEN3630	3100	Set of 8

\* Price on request

# Delta ACB Ordering Information



## ACBs are offered with following standard features

### DRAW-OUT VERSION:

Delta ACBs with FLS1G release will have inbuilt

- Current Metering (FLS 1.SG/ 3.5G/ 3.SEC Series)
- Common Fault Indication microswitch
- 4NO+4NC Aux. contacts
- Smart-racking shutter
- Safety shutter assembly
- Racking Handle
- Door sealing frame
- Pad-locking arrangement for ON/OFF button
- Rating Error Preventer
- Arc shield

- 1) For ratings upto 1600A, one side Vertical/Horizontal terminal adaptors (Bottom) for Frame 1, 2 & 3  
**Included, Other side to be ordered separately .**
- 2) For ratings 2000A & above, both side vertical terminal adaptors (Top & Bottom) for Frames 1, 2 & 3.
- 3) For rating 4000A and above operation counter inbuilt for Frames 2 & 3 both

### FIXED VERSION:

Delta ACBs with UW-MTX release will have inbuilt

- Current Metering (FLS 1.5G/3.5G Series/ 3.5EC Series)
  - Common Fault Indication microswitch
  - 4NO+4NC Aux. contacts
  - Door sealing frame
  - Pad-locking arrangement for ON/OFF push button.
- 1) For ratings upto 1600A, one side Vertical/Horizontal terminal adaptors (Bottom) for Frames 1, 2 & 3  
**Included, Other side to be ordered separately .**
  - 2) For ratings 2000A & above, both side vertical terminal adaptors (Top & Bottom) for Frames 1, 2 & 3.
  - 3) For ratings 4000A & above, operation counter inbuilt for Frames 2 & 3 both.



# ACB

## Air Circuit Breakers

### DELTA - MDO / EDO 3/4 Pole ACBs



- Current Rating from 800A to 6300A in 3 Frame sizes for application voltages up to 690V AC
- Available in 3 Pole/4 Pole, Manually & Electrically operated, Fixed/Draw-out versions
- High short-time fault withstand capacity,  $I_{cu} = I_{cs} = I_{cw}$  for 1 sec for total selectivity
- Complete range conforms to IS/IEC 60947-2 & IEC 60947-2
- Ease of on-site conversion from Fixed to Draw-out version
- Optional IoT connectivity via Modbus, Profibus & wireless Zigbee protocols
- Optional Temperature rise monitoring & protection
- Protection Releases conform to EMI/EMC standard
- Optional Power & Harmonics measurement
- Available in standard NRYB & RYBN/NBYR/BYRN configurations in 4 Pole ACBs with on-site change facility
- Modular & snap-fit accessories

Current Rating	Version	Breaking Capacity @ 415V AC	3 Pole Manual Draw-out ACB				4 Pole Manual Draw-out ACB				
			FLS1G		FLS1.5G		FLS1G		FLS1.5G		
			Cat Code	M.R.P. (₹) Per Unit	Cat Code	M.R.P. (₹) Per Unit	Cat Code	M.R.P. (₹) Per Unit	Cat Code	M.R.P. (₹) Per Unit	
800A	MDO	50kA	E3DLMDNA10800	192400	E3DLMDNB10800	211640	E4DLMDNA10800	223900	E4DLMDNB10800	246290	
1000A			E3DLMDNA11000	196000	E3DLMDNB11000	215600	E4DLMDNA11000	227400	E4DLMDNB11000	250140	
1250A			E3DLMDNA11250	198300	E3DLMDNB11250	218130	E4DLMDNA11250	243800	E4DLMDNB11250	268180	
1600A			E3DLMDNA11600	212200	E3DLMDNB11600	233420	E4DLMDNA11600	247500	E4DLMDNB11600	272250	
2000A			E3DLMDNA12000	234100	E3DLMDNB12000	257510	E4DLMDNA12000	280400	E4DLMDNB12000	308440	
2500A			E3DLMDNA22500	330800	E3DLMDNB22500	363880	E4DLMDNA22500	408400	E4DLMDNB22500	449240	
3200A			E3DLMDNA23200	381600	E3DLMDNB23200	419760	E4DLMDNA23200	483400	E4DLMDNB23200	531740	
4000A			*	*	*	*	*	*	*	*	*
5000A			*	*	*	*	*	*	*	*	*
6300A	*	*	*	*	*	*	*	*	*		

**NOTE:**

\* Price on request

Current Rating	Version	Breaking Capacity @ 415V AC	3 Pole Electrical Draw-out ACB				4 Pole Electrical Draw-out ACB			
			FLS1G		FLS1.5G		FLS1G		FLS1.5G	
			Cat Code	M.R.P. (₹) Per Unit	Cat Code	M.R.P. (₹) Per Unit	Cat Code	M.R.P. (₹) Per Unit	Cat Code	M.R.P. (₹) Per Unit
800A	EDO	50kA	E3DLEDNA10800	219500	E3DLEDNB10800	241450	E4DLEDNA10800	253600	E4DLEDNB10800	278960
1000A			E3DLEDNA11000	225600	E3DLEDNB11000	248160	E4DLEDNA11000	258500	E4DLEDNB11000	284350
1250A			E3DLEDNA11250	229200	E3DLEDNB11250	252120	E4DLEDNA11250	263400	E4DLEDNB11250	289740
1600A			E3DLEDNA11600	232900	E3DLEDNB11600	256190	E4DLEDNA11600	268200	E4DLEDNB11600	295020
2000A			E3DLEDNA12000	254800	E3DLEDNB12000	280280	E4DLEDNA12000	300500	E4DLEDNB12000	330550
2500A			E3DLEDNA22500	346200	E3DLEDNB22500	380820	E4DLEDNA22500	426700	E4DLEDNB22500	469370
3200A			E3DLEDNA23200	387100	E3DLEDNB23200	425810	E4DLEDNA23200	506300	E4DLEDNB23200	556930
4000A			-	-	-	-	-	-	-	-
5000A	-	-	-	-	-	-	-	-	-	
6300A	-	-	-	-	-	-	-	-	-	

M.R.P. changes for product customization	M.R.P. (₹) Per Unit
MDO to EDO or MF to EF Conversion kit (ECD + CR + SR)	40000
Buscoupler (without protection release)	*
UW-MTX1.0 (LSI - BCD Switches)	
UW-MTX3.5G (LSING + Current Metering) + can be upgraded for Power Metering & Communication	
UW-MTX3.5EC (LSING + Power Metering + Communication)	
UW-MTX3.5H (LSING + Power Metering + Harmonic Metering)	
UW-MTX4.5 (LSING + Power Metering + Harmonic Metering + Communication with Touch Screen navigation + PS Module)	
PS (Auxiliary power supply module for display in No-load or OFF condition)**	
COM Module (MODBUS) for communication	
PM Module for power metering\$	

**NOTE:**

- \* Price on request
- \*\* Applicable only for FLS 3.5G Series

## Accessories Delta ACB

Description	Cat Code	M.R.P. (₹) Per Unit
<b>Terminal Adaptor for Draw-out Delta ACBs</b>		
Frame-1 400-1000A N/S/H (Vertical / Horizontal)	TADDF1VH2000	6230
Frame-1 1250-2000A N/S/H (Vertical / Horizontal)		
Frame-1 2500A S/H (Vertical)	TADDF2VH3200	*
Frame-2 400-3200A N/S/H (Vertical / Horizontal)		*
Frame-2 4000A N/S/H (Vertical)	TADDF2V4000	*
Frame-2 4000A N/S/H (Horizontal)	TADDF2H4000	*
Frame-3 400-4000A H/V (Vertical)#	TADDF3V4000	*
Frame-3 400-4000A H/V (Horizontal-Long)	TADDF3H4000	*
Frame-3 5000A H/V (Horizontal-Long)	TADDF3H5000	*
Frame-3 5000A H/V (Vertical)#	TADDF3V5000	*
Frame-3 6300A H/V (Vertical)#	TADDF3V6300	*

**NOTE:**

- \* Price on request
- # Consider 4 terminal adaptors per phase.

	Description	Cat Code	M.R.P. (* ) Per Unit
<b>Other Accessories</b>			
	Operation Counter	EDLOC6300 <sup>^</sup>	*
	Door Interlock	EDLDIL6300	
	Electrical Position Indication (EPI)	EDLEPI6300	2760
<b>Microswitches for Indication</b>			
	Microswitch for Common Fault Indication (CFI)	EDLMCFI6300	1460
	Microswitch for Ready To Close Indication (RTC)	EDLMRTC6300 <sup>^^</sup>	2420
	Microswitch for Shunt Release	EDLMSR6300	2540
	Microswitch for Undervoltage Release	EDLMUR6300	2540
	Microswitch for Spring Charging Indication	EDLMSCI6300	1820
<b>Electrical Charging Device (ECD)</b>			
	110V AC / 110-125V DC	ECDDL6300	19190
	240V AC / 250V DC	ECDLB6300	18240
	415V AC / 400V DC	ECDDL6300	*
<b>Closing Release (CR)</b>			
	110V AC / 110V DC	CREDLD6300	5340
	220 - 240V AC / 220 - 250V DC	CREDLB6300	3530
	415V AC	CREDLC6300	*
<b>Shunt Release (SR)</b>			
	110V AC / 110V DC	SREDLD6300	5340
	220 - 240V AC / 220 - 250V DC	SREDLB6300	2430
	415V AC	SREDLC6300	3250
<b>Under Voltage Release (UVR) with time delay (0-1-3-5 sec)</b>			
	110V AC / 110V DC	UVEDLD6300	*
	240V AC / 220V DC	UVEDLB6300	9720
	415V AC	UVEDLC6300	12620
<b>External Neutral CT for FLS Releases</b>			
	Frame-1, 2 & 3 400-800A	EDENCTF1230800	
	Frame-1, 2 & 3 1000-1600A	EDENCTF1231600	
	Frame-1 2000-2500A	EDENCTF12500	*
	Frame-2 & 3 2000-4000A	EDENCTF234000	
	Frame-3 5000-6300A	EDENCTF36300	
<b>Mechanical Interlock using Key &amp; Lock#</b>			
	R - Lock Type - 1	EDLRLT1	
	R - Lock Type - 2	EDLRLT2	
	R - Lock Type - 3	EDLRLT3	
	R - Lock Type - 12	EDLRLT4	
	R - Lock Type - 23	EDLRLT5	*
	Locking arrangement for OFF button with R - Lock (on breaker)	EDLRL0KO	
	Locking arrangement for ISO position with R - Lock (on Cradle)	EDLRL0KI	
	Locking arrangement for ANY position with R - Lock (on Cradle)	EDLRL0KA	
	C - Lock Type - S	EDLCLT1	5890
	C - Lock Type - T	EDLCLT2	5710
	C - Lock Type - ST	EDLCLT3	*
	C - Lock Type - SS	EDLCLT4	*
	C - Lock Type - TT	EDLCLT5	*
	Locking arrangement for OFF button with C - Lock (on breaker)	EDLCL0KO	660
	Locking arrangement for ISO position for C - Lock (on Cradle)	EDLCL0KI	*
Locking arrangement for ANY position with C - Lock (on Cradle)	EDLCL0KA	*	

**NOTE:**

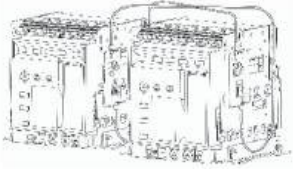
\* Price on request

<sup>^</sup> Operation Counter inbuilt for rating 4000A to 6300A

<sup>^^</sup> Cradle SIC block EDLSIC6300 needs to be ordered separately, If EPI not installed in same ACB

#For Mechanical Interlock using Key & Lock please order combination of Lock and Locking arrangement.

	Description	Cat Code	M.R.P. ( <sup>^</sup> ) Per Unit
<b>Mechanical Interlock using Bowden Cable (5 meters length)#</b>			
	Between 2 Incomers	EDMIBC2I5M	
	Between 3 Incomers	EDMIBC3I5M	*
	Between 2 Incomers & 1 Standby	EDMIBC2I1S5M	
	Between 2 Incomers & 1 Buscoupler	EDMIBC2I1B5M	
<b>Mechanical Interlock using Bowden Cable (3 meters length)#</b>			
	Between 2 Incomers	EDMIBC2I3M	
	Between 3 Incomers	EDMIBC3I3M	*
	Between 2 Incomers & 1 Standby	EDMIBC2I1S3M	
	Between 2 Incomers & 1 Buscoupler	EDMIBC2I1B3M	
<b>Mechanical Interlock using Bowden Cable (2 meters length)#</b>			
	Between 2 Incomers	EDMIBC2I2M	
	Between 3 Incomers	EDMIBC3I2M	*
	Between 2 Incomers & 1 Standby	EDMIBC2I1S2M	
	Between 2 Incomers & 1 Buscoupler	EDMIBC2I1B2M	
<b>MATRIX Releases &amp; Modules</b>			
	FLS1G	EFLSADL6300	*
	FLS1.5G	EFLSDDL6300	38400
	FLS3.5G	EFLSFDL6300	72000
	FLS3.5EC	EFLSBDL6300	*
	FLS3.5H	EFLSCDL6300	*
	FLS4.5	EFLSEDL6300	*
	Power supply module with 2 Ports	EDLPSM6300	23160
	Relay Module	EDLRM6300	*
	MODBUS Module	MMEDL6300	17320
	Profibus Module	EDLPM6300	*
	Matrix Smart Card Module	EDLMSCM6300	*
	Power Metering Module (415V)	EDLPMM6300	37080
	Power Metering Module (690V)	EDLPMMB6300	*
	ZSI Module	EDLZSIM6300	*
	TCS Module	EDLTCSM6300	*
	EL Module	EDLELM6300	*
	REF Module	EDLREFM6300	*
	Simulation Kit	EDLSTK6300	*



**NOTE:**

\* Price on request

# Common from 400A to 6300A

## SIGMA 3/4 Pole ACBs



- Conforms to IS/IEC 60947-2 & IEC 60947-2
- Current rating from 800A to 6300A
- Available in 3 Pole/4 Pole, Manually & Electrically operated, Fixed & Draw-out versions
- High short time fault withstanding capacity,  $I_{cu} = I_{cs} = I_{cw}$  for 1 sec for total selectivity
- High mechanical and electrical operating life
- 100% rated neutral pole
- Microprocessor releases (R2)
- Self diagnostic Microprocessor based Releases with on-load testing through TEST button
- Inbuilt thermal memory
- Data communication & Power Management
- Protection Releases conform to EMI/EMC standards
- Breaker Status and Control through MODBUS protocol (UN-CO module)

Current Rating	Version	Breaking Capacity $I_{cu}=I_{cs}=I_{cw}$ (1 sec) 415V AC	3 Pole Manual Draw-out ACB		4 Pole Manual Draw-out ACB	
			Cat Code	M.R.P. (`) Per Unit	Cat Code	M.R.P. (`) Per Unit
800A	MDO	50kA	E3SGMD0800	164200	E4SGMD0800	195500
1000A		50kA	E3SGMD1000	166000	E4SGMD1000	195500
1250A		50kA	E3SGMD1250	165400	E4SGMD1250	217400
1600A		50kA	E3SGMD1600	204300	E4SGMD1600	263400
2000A		50kA	E3SGMD2000	236900	E4SGMD2000	280900
2500A		60kA	E3SGMDS2500	285200	E4SGMDS2500	361100
3200A		75kA	E3SGMDH3200	415000	E4SGMDH3200	552900
4000A		75kA	E3SGMDH4000	446300	E4SGMDH4000	553200
5000A		-	-	-	-	-
6300A		-	-	-	-	-

Current Rating	Version	Breaking Capacity $I_{cu}=I_{cs}=I_{cw}$ (1 sec) 415V AC	3 Pole Electrical Draw-out ACB		4 Pole Electrical Draw-out ACB	
			Cat Code	M.R.P. (`) Per Unit	Cat Code	M.R.P. (`) Per Unit
800A	EDO	50kA	E3SGED0800	188600	E4SGED0800	236400
1000A		50kA	E3SGED1000	203600	E4SGED1000	237800
1250A		50kA	E3SGED1250	210500	E4SGED1250	268000
1600A		50kA	E3SGED1600	244400	E4SGED1600	281800
2000A		50kA	E3SGED2000	265500	E4SGED2000	336400
2500A		60kA	E3SGEDS2500	332700	E4SGEDS2500	397400
3200A		75kA	E3SGEDH3200	509600	E4SGEDH3200	574600
4000A		75kA	E3SGEDH4000	556500	E4SGEDH4000	678000
5000A		-	-	-	-	-
6300A		-	-	-	-	-

### NOTE:

\* Price on request

Sigma S1 Draw-Out ACBs will have inbuilt - 2NO+2NC Aux contact for MDO & 6NO+6NC Aux contact for EDO breakers, Safety shutter assembly, Racking handle, Door sealing frame, Push-button cover & Rating error preventor. Electrical version includes 240V AC Shunt trip coil, Closing coil and Motor for electrical charging.

## Accessories Sigma ACB

	Description	Cat Code	M.R.P. ( <sup>^</sup> ) Per Unit
<b>Lockable Trip Push Button (LTPB)</b>			
	Type AA	ESGLTPBT1	5900
	Type BB	ESGLTPBT2	*
	Type CC	ESGLTPBT3	*
	Type DD	ESGLTPBT4	*
<b>Locking of ACB in Isolated position (LIP)</b>			
	Type A	ESGLIPT1	*
	Type B	ESGLIPT2	*
	Type C	ESGLIPT3	*
	Type D	ESGLIPT4	*
<b>Locking of ACB in Any position (LAP)</b>			
	Type A	ESGLAPT1	*
	Type B	ESGLAPT2	*
	Type C	ESGLAPT3	*
	Type D	ESGLAPT4	*
<b>Racking Interlock</b>			
	Type AA	ESGRIKT1	*
	Type BB	ESGRIKT2	*
	Type CC	ESGRIKT3	*
	Type DD	ESGRIKT4	*
<b>Padlock</b>			
	Racking Padlock Assembly	ESGRPA6300	*
<b>Shunt Release (SR)</b>			
	Type EA1 : 110V AC	SRESGD6300	*
	Type EA1 : 240V AC	SRESGB6300	2400
	Type EA1 : 415V AC	SRESGC6300	*
<b>Under Voltage Release (UVR)</b>			
	Type MV : 240V AC	UVESGB6300	3740
	Type MV : 415V AC	UVESGC6300	5340
<b>Microswitches for Indication</b>			
	Microswitch for Voltmetric Releases (2) each	ESGMVR6300	*
	Microswitch for Common Indication of O/L & S/C (3) each	ESGMCFI6300	2470
	Microswitch for Separate Indication of O/L & S/C (3) each (for DN1 release)	ESGMSI6300	*
	Service Position Microswitch - Right (2)	ESGSPMR6300	*
	Service Position Microswitch - Left (2)	ESGSPML6300	*
	Test or Isolated Position Microswitch - Right (2)	ESGTIPMR6300	*
	Test or Isolated Position Microswitch - Left (2)	ESGTIPML6300	*

### NOTE:

\* Price on request

1) Operation Counter inbuilt for rating 4000A to 6300A.

2) The Numerical in brackets, against various accessories indicate the SICs required for wiring purpose in Draw-Out breakers

3) Shunt release requires one set of auxiliary contacts

4) Maximum 24 SICs can be fitted on an ACB. In Electrical ACBs 5 SICs are prewired for control circuit purpose



# SDF

## Switch Disconnecter Fuse

### SDF (TPN/4P)



- Range 32A to 800A, 415V, AC 23A
- Conforms to IEC 60947-3, IS/IEC 60947-3
- SDF TPN has isolable neutral
- Door interlock & padlock facility
- Terminal Shrouds on both sides and Phase Barriers included

Size	Rated Current (A)	Switch-Disconnecter-Fuse Units - 3 Pole			Switch-Disconnecter-Fuse Units - 4 Pole		
		Type	ELM Catcode	M.R.P. (₹)	Type	ELM Catcode	M.R.P. (₹)
Fr 1	32	32A - 3PN DIN Type A SDF	ESDF3PF10032	2960	32A - 4 Pole DIN Type A SDF	ESDF4PF10032	2960
	63	63A - 3PN DIN Type A SDF	ESDF3PF10063	3500	63A - 4 Pole DIN Type A SDF	ESDF4PF10063	3500
Fr 2	100	100A - 3PN DIN Type A SDF	ESDF3PF20100	7980	Type A -100A 4 Pole Interior Version SDF	ESDF4PF20100	10240
	125	125A - 3PN DIN Type A SDF	ESDF3PF20125	9240	Type A -125A 4 Pole Interior Version SDF	ESDF4PF20125	10250
	160	160A - 3PN DIN Type A SDF	ESDF3PF20160	10790	Type A -160A 4 Pole Interior Version SDF	ESDF4PF20160	12050
Fr 3	200	200A - 3PN DIN Type A SDF	ESDF3PF30200	15650	Type A -200A 4 Pole Interior Version SDF	ESDF4PF30200	16820
	250	250A - 3PN DIN Type A SDF	ESDF3PF30250	17470	Type A -250A 4 Pole Interior Version SDF	ESDF4PF30250	19250
Fr 4	315	315A - 3PN DIN Type A SDF	ESDF3PF40315	23120	Type A -315A 4 Pole Interior Version SDF	ESDF4PF40315	26940
	400	400A - 3PN DIN Type A SDF	ESDF3PF40400	27240	Type A -400A 4 Pole Interior Version SDF	ESDF4PF40400	30980
Fr 5	630	630A - 3PN DIN Type A SDF	ESDF3PF50630	46270	Type A -630A 4 Pole Interior Version SDF	ESDF4PF50630	60880
	800	800A - 3PN DIN Type A SDF	ESDF3PF50800	53990	Type A -800A 4 Pole Interior Version SDF	ESDF4PF50800	67200



EG 100



= Smart Circuit Breaker

# EL-GUARD

Transform your ordinary circuit-breaker into Extraordinary.

## Introduction

Meet the EL-Guard EG 100, a compact and powerful module designed to revolutionize your standard MCCBs / ACBs. The EG100 seamlessly integrates advanced LSIG protection, precise power metering, and IoT communication capabilities, transforming your standard circuit breaker into smart, efficient, and cost-effective solutions.

Key features include under/over voltage and frequency protection, overcurrent protection, and earth fault protection. The EG100 also functions as a high-end energy meter with a bright LCD display for easy data access. With RS485 communication for remote monitoring and control, the EG100 offers smart functionality at a fraction of the cost.

## EG 100 Digital Circuit Breaker Controller



- Integrates IoT for remote monitoring and control.
- Integrated power metering to track energy usage.
- Supports phase sequence and earth fault protection.
- Bright LCD display for easy field monitoring.
- Programmable 2 Relay for tripping UV & shunt coil
- High & Low measurements
- Programmable Trip Delay Time
- Programmable Earth Fault Curve – Definite time, Normally Inverse, Very Inverse, Extremely inverse, Long time inverse
- Breaker status monitoring

Model	Description	CAT Code	Unit MRP - ₹
EG 100	Digital circuit breaker controller, Class 1.0, RS485	EG0100P11000	Price On Request
EG 100	Digital circuit breaker controller, Class 1.0, Wi-Fi	EG0100P13000	Price On Request



# TM Series

## Wireless Busbar Temperature Monitoring Solution



## Introduction

The TM 2700 delivers continuous, in-panel visibility of thermal risk at busbar joints and terminals. Strap-on, battery-powered sensors measure surface temperature every few seconds and report to a panel-mounted Field Intelligent Device (FID). The FID displays live channel values and forwards data over RS-485 Modbus to EMS or plant SCADA for trends, thresholds, and alarms.

### TM 2700

#### Busbar Temperature Monitoring Unit & Sensor

- Wireless communication via RF.
- Wireless range up to 50m
- Built-in RS-485 communication port
- 8-year warranty for the sensor battery
- Measurement Range: -25°C up to +100°C
- Built in Digital output for alarm
- Each module can connect up to 27 Sensors
- Suitable for HT installations upto 33kV
- Easy to install and maintenance free
- Type tested according to IEC/IS-60068-2-2:2025



Model	Description	Catcode	MRP
TM 2700	Wireless Busbar Temperature Controller, 27 channel with RS-485 Communication	TM2700PX1XX00E0	Price on request
TM Sensor	Wireless Busbar Temperature Sensors ( 385 mm Length )	WBT250000000	Price on request



# SPD



## Surge Protection Devices

### Unique features of SPD Type 1 and Type 1 + 2

- High-performance MOV technology, Handles surge currents up to 40 kA per pole (**8/20 μs**)
- Lightning + Surge Protection (**Combined Device**) Handles direct lightning current and switching surges
- Fast response time (**~25 ns**) instantly protects sensitive electronics instantly
- Modular Plug-in Design
- Dynamic Thermal Cut-off Mechanism Prevents fire hazard during failure
- Visual Status Indication (Healthy / Fault)
- Optional Potential-free contact for alarm / PLC integration
- Compact DIN Rail Mounting

### Application Features Type 1+2

- Main Incomer Panel (PCC / Main LT Panel)
- Data Centres / IT Infrastructure
- Airports / Hospitals / Critical Loads
- Buildings with Lightning Protection System (LPS)

### Application Features Type 2

- Main & Sub Distribution Boards (DB / SMDB)
- ATS Panels / PCC / MCC Panels
- Industrial Panels & Machinery
- Commercial Buildings / IT Offices

Description	I <sub>max</sub>	Configuration Per Unit	Cat. No.	M.R.P. (₹) Per Unit
<b>440V Application (Common + Differential Mode)</b>				
Type 2	40kA	1P+N	ESP021PN40	*
	40kA	3P+N	ESP023PN40	*
	70kA	1P+N	ESP021PN70	*
	70kA	3P+N	ESP023PN70	*
Type 1+2, I <sub>imp</sub> 12.5kA	50kA	1P+N	ESP121PN50	*
	50kA	3P+N	ESP123PN50	*

Description	Cat. No.	M.R.P. (₹) Per Unit
<b>SPD Cartridges</b>		
Cartridge for ESP021PN40	ESC021PN40	*
Cartridge for ESP023PN40	ESC023PN40	*
Cartridge for ESP021PN70	ESC021PN70	*
Cartridge for ESP023PN70	ESC023PN70	*
Cartridge for ESP121PN50	ESC121PN50	*
Cartridge for ESP123PN50	ESC123PN50	*

### NOTE:

\* Price on request



# Final Distribution Products



NEW LAUNCH



**ELMEASURE**<sup>®</sup>  
Possibilities...Infinite



# MCB

## Miniature Circuit Breaker



### MCB - SENTRY Series

#### Miniature Circuit Breaker

- Range 0.5A to 63A
- Conforms to IS/IEC 60898-1
- 10kA high breaking capacity
- Available in B, C & D tripping curves
- Compact modular DIN rail design
- Bi-connect terminals for easy wiring
- True contact position indication
- Thermal-magnetic trip mechanism
- High electrical and mechanical life

Rating	B-Curve Cat. No.	M.R.P. (₹) Per Unit	C-Curve Cat. No.	M.R.P. (₹) Per Unit	D-Curve Cat. No.	M.R.P. (₹) Per Unit
--------	------------------	---------------------	------------------	---------------------	------------------	---------------------

#### Single Pole (SP)

0.5A	EM1P0E50B	475	EM1P0E50C	475	EM1P0E50D	525
1A	EM1P0010B	475	EM1P0010C	475	EM1P0010D	525
2A	EM1P0020B	475	EM1P0020C	475	EM1P0020D	525
3A	EM1P0030B	475	EM1P0030C	475	EM1P0030D	525
4A	EM1P0040B	475	EM1P0040C	475	EM1P0040D	525
6A	EM1P0060B	280	EM1P0060C	280	EM1P0060D	310
10A	EM1P0100B	280	EM1P0100C	280	EM1P0100D	310
16A	EM1P0160B	280	EM1P0160C	280	EM1P0160D	310
20A	EM1P0200B	280	EM1P0200C	280	EM1P0200D	310
25A	EM1P0250B	280	EM1P0250C	280	EM1P0250D	310
32A	EM1P0320B	280	EM1P0320C	280	EM1P0320D	310
40A	EM1P0400B	675	EM1P0400C	675	EM1P0400D	745
50A	EM1P0500B	725	EM1P0500C	725	EM1P0500D	800
63A	EM1P0630B	725	EM1P0630C	725	EM1P0630D	800

#### Double Pole (DP)

0.5A	EM2P0E50B	1375	EM2P0E50C	1375	EM2P0E50D	1515
1A	EM2P0010B	1375	EM2P0010C	1375	EM2P0010D	1515
2A	EM2P0020B	1375	EM2P0020C	1375	EM2P0020D	1515
3A	EM2P0030B	1375	EM2P0030C	1375	EM2P0030D	1515
4A	EM2P0040B	1375	EM2P0040C	1375	EM2P0040D	1515
6A	EM2P0060B	1250	EM2P0060C	1250	EM2P0060D	1375
10A	EM2P0100B	1250	EM2P0100C	1250	EM2P0100D	1375
16A	EM2P0160B	1250	EM2P0160C	1250	EM2P0160D	1375
20A	EM2P0200B	990	EM2P0200C	990	EM2P0200D	1090
25A	EM2P0250B	990	EM2P0250C	990	EM2P0250D	1090
32A	EM2P0320B	990	EM2P0320C	990	EM2P0320D	1090
40A	EM2P0400B	1470	EM2P0400C	1470	EM2P0400D	1620
50A	EM2P0500B	1650	EM2P0500C	1650	EM2P0500D	1815
63A	EM2P0630B	1650	EM2P0630C	1650	EM2P0630D	1815

Rating	B-Curve Cat. No.	M.R.P. (₹) Per Unit	C-Curve Cat. No.	M.R.P. (₹) Per Unit	D-Curve Cat. No.	M.R.P. (₹) Per Unit
<b>Three Pole (TP)</b>						
0.5A	EM3P0E50B	1950	EM3P0E50C	1950	EM3P0E50D	2145
1A	EM3P0010B	1950	EM3P0010C	1950	EM3P0010D	2145
2A	EM3P0020B	1950	EM3P0020C	1950	EM3P0020D	2145
3A	EM3P0030B	1950	EM3P0030C	1950	EM3P0030D	2145
4A	EM3P0040B	1950	EM3P0040C	1950	EM3P0040D	2145
6A	EM3P0060B	1560	EM3P0060C	1560	EM3P0060D	1715
10A	EM3P0100B	1560	EM3P0100C	1560	EM3P0100D	1715
16A	EM3P0160B	1560	EM3P0160C	1560	EM3P0160D	1715
20A	EM3P0200B	1560	EM3P0200C	1560	EM3P0200D	1715
25A	EM3P0250B	1560	EM3P0250C	1560	EM3P0250D	1715
32A	EM3P0320B	1560	EM3P0320C	1560	EM3P0320D	1715
40A	EM3P0400B	2300	EM3P0400C	2300	EM3P0400D	2530
50A	EM3P0500B	2400	EM3P0500C	2400	EM3P0500D	2640
63A	EM3P0630B	2400	EM3P0630C	2400	EM3P0630D	2640

#### Four Pole (FP)

0.5A	EM4P0E50B	2700	EM4P0E50C	2700	EM4P0E50D	2970
1A	EM4P0010B	2700	EM4P0010C	2700	EM4P0010D	2970
2A	EM4P0020B	2700	EM4P0020C	2700	EM4P0020D	2970
3A	EM4P0030B	2700	EM4P0030C	2700	EM4P0030D	2970
4A	EM4P0040B	2700	EM4P0040C	2700	EM4P0040D	2970
6A	EM4P0060B	2200	EM4P0060C	2200	EM4P0060D	2420
10A	EM4P0100B	2200	EM4P0100C	2200	EM4P0100D	2420
16A	EM4P0160B	2200	EM4P0160C	2200	EM4P0160D	2420
20A	EM4P0200B	2200	EM4P0200C	2200	EM4P0200D	2420
25A	EM4P0250B	2200	EM4P0250C	2200	EM4P0250D	2420
32A	EM4P0320B	2200	EM4P0320C	2200	EM4P0320D	2420
40A	EM4P0400B	3000	EM4P0400C	3000	EM4P0400D	3300
50A	EM4P0500B	3100	EM4P0500C	3100	EM4P0500D	3410
63A	EM4P0630B	3100	EM4P0630C	3100	EM4P0630D	3410



# RCCB

## Residual Current Circuit Breaker



### RCCB - DP / FP

#### Residual Current Circuit Breaker

- Range 25A to 63A
- Conforms to IS 12640-1 / IEC 61008-1 standards
- Reliable protection against earth leakage currents
- Available in 2P & 4P versions with 30mA, 100mA & 300mA sensitivity
- Fast tripping action (<100 ms) for enhanced safety
- Compact DIN rail mounting design for easy installation
- High electrical and mechanical endurance

Rating	Sensitivity	Cat. No.	M.R.P. (₹) Per Unit
<b>Double Pole (DP)</b>			
25A	30 mA	ER2P025030	3650
	100 mA	ER2P025100	3650
	300 mA	ER2P025300	3850
40A	30 mA	ER2P040030	3750
	100 mA	ER2P040100	3750
	300 mA	ER2P040300	4100
63A	30 mA	ER2P063030	5000
	100 mA	ER2P063100	5000
	300 mA	ER2P063300	5150
<b>Four Pole (FP)</b>			
25A	30 mA	ER4P025030	4650
	100 mA	ER4P025100	4650
	300 mA	ER4P025300	4900
40A	30 mA	ER4P040030	4800
	100 mA	ER4P040100	4800
	300 mA	ER4P040300	5100
63A	30 mA	ER4P063030	5450
	100 mA	ER4P063100	5450
	300 mA	ER4P063300	5500



# ISOLATOR




## ISOLATOR

- Range 40A to 125A
- Compiles with IS/IEC 60947-3 standard
- Available in 2P, 3P and 4P configurations
- Clear contact position indication
- High electrical and mechanical life
- Compact DIN rail mounting design
- Large cable termination capacity for flexible wiring

	Rating	Cat. No.	M.R.P. (₹) Per Unit
<b>Double Pole (DP)</b>			
	40A	EI2P0400B	700
	63A	EI2P0630B	850
	80A	EI2P0800B	1150
	100A	EI2P1000B	1150
	125A	EI2P1250B	1300
<b>Three Pole (TP)</b>			
	40A	EI3P0400B	1330
	63A	EI3P0630B	1500
	80A	EI3P0800B	1775
	100A	EI3P1000B	1825
	125A	EI3P1250B	1925
<b>Four Pole (FP)</b>			
	40A	EI4P0400B	1500
	63A	EI4P0630B	1650
	80A	EI4P0800B	2250
	100A	EI4P1000B	2275
	125A	EI4P1250B	2475

Powering Today.



80083360

Preserving Tomorrow.

**ELMEASURE**<sup>®</sup>  
Possibilities...Infinite

©2024 Elmeasure. All Rights Reserved.  
Elmeasure brand name and the logo are registered trademarks of Elmeasure.  
This document is protected by copyright laws.  
Reproduction and distribution of the same without a prior written permission is prohibited.

Registered Address:  
Elmeasure India Private Limited,  
#47P, KIADB, Huvinayakanahalli,  
Jala Hobli, Bagalur - 562149  
Bangalore, Karnataka, India.

DISCLAIMER:  
Changes to the products or the information contained in this document are subject to change without notice. Product photos are for representation purposes only and do not warrant a specific feature or functionality. The use of information in whatever form is subject to our prior written approval.

Visit: [www.elmeasure.com](http://www.elmeasure.com)

For latest updates, follow us:

